



2019 REFERENCE GUIDE

ARKANSAS  STATE

AStateRedWolves.com    /AStateRedWolves | #WolvesUp

BASEBALL

# TABLE OF CONTENT



## Introduction

Table of Contents .....	1
Quick Facts/2018 Schedule .....	2
Media Information .....	3

## Season Preview

Season Outlook.....	4
Roster .....	5

## Meet The Team

Head Coach Tommy Raffo.....	6-7
Assistant Coaches .....	8-9
Volunteer Assistant Coach\Strength Coach .....	10
Returning Players.....	11-30
Newcomers .....	31-38

## Review

2017 Statistics .....	39-43
-----------------------	-------

## History

All-Time Honors .....	44-45
Records .....	46-56
All-Time Coaching Records.....	57
Records vs Opponents.....	58-59
All-Time Letterwinners.....	60-65
Year-By-Year Results.....	66-84
All-Time Conference Standings.....	85-90

## This Is A-State

Tomlinson Stadium/Kell Field .....	91-92
Sun Belt Conference .....	93
A-State Hall of Honor .....	94-95
Athletics Facilities .....	96-97
Arkansas State University.....	98-99
Jonesboro .....	100
A-State Administration.....	101
ASU System President Dr. Charles L. Welch.....	102
A-State Chancellor Dr. Kelly Dampousse.....	103
Director of Athletics Terry Mohajir .....	104-105
Staff Directory .....	106

## Credits

The 2018 A-State Baseball media guide has been compiled for use by the media, prospective students and fans. It is a publication of the A-State Athletics Media Relations Office.

## Photography

Nelson Chesnault, Travis Clayton, Justin Manning, John Bunch, Andrew Ferguson, Bob Harris, Richard Bishop (Bishop Photography), Erika Christian, Hannah Dolle, Clayton Hotze, Brown and Co., Van Provence, and the Sun Belt Conference.

# 2019 QUICK FACTS AND SCHEDULE

## General

Location.....Jonesboro, Arkansas (72,210)  
 Nickname .....Red Wolves  
 Enrollment .....14,085  
 Colors .....Scarlet and Black  
 Facility .....Tomlinson Stadium/Kell Field  
 Capacity.....1,200  
 Affiliation.....NCAA Division I  
 Conference.....Sun Belt  
 President.....Dr. Chuck Welch  
 Chancellor.....Dr. Kelly Damphousse  
 Director of Athletics.....Terry Mohajir  
 Associate Director of Athletics .....Rich Zvosec  
 Athletic Dept. Phone .....870-972-3880  
 Website .....AStateRedWolves.com

## 2018 Team Information

2018 Record .....20-32  
 Sun Belt Record/Finish.....11-19  
 Starters Returning/Lost.....6/4  
 Lettermen Returning/Lost.....18/10  
 Pitchers Returning/Lost .....8/4  
 Starting Pitchers Returning/Lost .....3/2  
 Newcomers .....15

## Coaching Staff

Head Coach .....Tommy Raffo  
 Alma Mater .....Mississippi State, 1990  
 Career Record.....258-256-1 (10th Year)  
 Record at School .....Same  
 Assistant Coach .....Rick Guarino (1st Season)  
 Alma Mater .....UALR, 2012  
 Assistant Coach.....Rowdy Hardy (1st Season)  
 Alma Mater.....Charter Oak State, 2011  
 Volunteer Coach .....Craig Massoni (1st Season)  
 Alma Mater .....Austin Peay, 2017  
 Strength & Conditioning.....

## History

First Year of Baseball.....1948  
 All-Time Record.....1,302-1,607-10 (71 Seasons)  
 All-time SBC Record .....321-401-2 (27 Seasons)  
 SBC Regular Season Championships .....None  
 SBC Tournament Championships.....1 (1994)  
 NCAA D1 Tournament Appearances ...2 ('94 & '70)  
 Last Postseason Opponent.....Texas  
 Result.....L, 9-4, NCAA Central Regional  
 NCAA Playoff Appearances .....4 ('67, '68, '70, '94)

## Media Relations

Main Phone Number .....870-972-2541  
 Primary Baseball Contact  
 Asst. MRD .....Miyanna Garrett  
 Office.....870-972-3383  
 Cell.....870-882-4576  
 Email.....mgarrett@astate.edu  
 Secondary Baseball Contact  
 Asst. MRD .....Chris Graddy  
 Office.....870-972-2707  
 Cell.....870-340-7836  
 Email.....cgraddy@astate.edu

## 2018 A-STATE BASEBALL SCHEDULE

### FEBRUARY

15	at Stephen F. Austin	Nacogdoches, Tx	6:00 p.m.
16	at Stephen F. Austin	Nacogdoches, Tx	3:00 p.m.
17	at Stephen F. Austin	Nacogdoches, Tx	1:00 p.m.
19	at Ole Miss	Oxford, MS	4:00 p.m.
22	<b>Valparaiso</b>	<b>Jonesboro, Ark.</b>	<b>6:00 p.m.</b>
23	<b>Valparaiso</b>	<b>Jonesboro, Ark.</b>	<b>2:00 p.m.</b>
24	<b>Valparaiso</b>	<b>Jonesboro, Ark.</b>	<b>1:00 p.m.</b>
26	<b>Mississippi Valley St.</b>	<b>Jonesboro, Ark.</b>	<b>6:00 p.m.</b>
27	<b>Mississippi Valley St.</b>	<b>Jonesboro, Ark.</b>	<b>4:00 p.m.</b>

### MARCH

1	at Louisiana Tech	Ruston, La.	6:00 p.m.
2	at Louisiana Tech	Ruston, La.	2:00 p.m.
3	at Louisiana Tech	Ruston, La.	1:00 p.m.
5	Central Arkansas	Jonesboro, Ark.	6:00 p.m.
8	<b>Missouri State</b>	<b>Jonesboro, Ark.</b>	<b>6:00 p.m.</b>
9	<b>Missouri State</b>	<b>Jonesboro, Ark.</b>	<b>2:00 p.m.</b>
10	<b>Missouri State</b>	<b>Jonesboro, Ark.</b>	<b>1:00 p.m.</b>
12	at Missouri	Columbia, Mo.	6:30 p.m.
13	at Missouri	Columbia, Mo.	6:30 p.m.
15	at Troy*	Troy, Al.	6:30 p.m.
16	at Troy*	Troy, Al.	4:00 p.m.
17	at Troy*	Troy, Al.	1:00 p.m.
22	<b>South Alabama*</b>	<b>Jonesboro, Ark.</b>	<b>6:30 p.m.</b>
23	<b>South Alabama*</b>	<b>Jonesboro, Ark.</b>	<b>4:00 p.m.</b>
24	<b>South Alabama*</b>	<b>Jonesboro, Ark.</b>	<b>1:00 p.m.</b>
26	at SEMO	Cape Girardeau	TBA
29	Coastal Carolina*	Conway, SC.	5:00 p.m.
30	Coastal Carolina*	Conway, SC.	1:00 p.m.
31	Coastal Carolina*	Conway, SC.	TBA

### APRIL

2	<b>SIU</b>	<b>Jonesboro, Ark.</b>	<b>5:00 p.m.</b>
3	<b>Memphis</b>	<b>Jonesboro, Ark.</b>	<b>6:30 p.m.</b>
5	UL-Lafayette*	Lafayette, La.	6:30 p.m.
6	UL-Lafayette*	Lafayette, La.	4:00 p.m.
7	UL-Lafayette*	Lafayette, La.	1:00 p.m.
9	<b>Central Arkansas</b>	<b>Jonesboro, Ark.</b>	<b>6:30 p.m.</b>
10	Memphis	Memphis, TN.	6:00 p.m.
12	<b>UT Arlington*</b>	<b>Jonesboro, Ark.</b>	<b>6:30 p.m.</b>
13	<b>UT Arlington*</b>	<b>Jonesboro, Ark.</b>	<b>1:00 p.m.</b>
14	<b>UT Arlington*</b>	<b>Jonesboro, Ark.</b>	<b>6:30 p.m.</b>
23	<b>SEMO</b>	<b>Jonesboro, Ark.</b>	<b>6:30 p.m.</b>
20	Texas State*	San Marcos, Tx.	6:30 p.m.
21	Texas State*	San Marcos, Tx.	6:00 p.m.
22	Texas State*	San Marcos, Tx.	2:30 p.m.
24	SIU	Carbondale, IL.	5:00 p.m.
26	<b>UL-Monroe*</b>	<b>Jonesboro, Ark.</b>	<b>6:30 p.m.</b>
27	<b>UL-Monroe*</b>	<b>Jonesboro, Ark.</b>	<b>4:00 p.m.</b>
28	<b>UL-Monroe*</b>	<b>Jonesboro, Ark.</b>	<b>1:00 p.m.</b>

### MAY

3	<b>Appalachian State*</b>	<b>Jonesboro, Ark.</b>	<b>6:30 p.m.</b>
4	<b>Appalachian State*</b>	<b>Jonesboro, Ark.</b>	<b>4:00 p.m.</b>
5	<b>Appalachian State*</b>	<b>Jonesboro, Ark.</b>	<b>1:00 p.m.</b>
10	at Georgia Southern*	Statesboro, Ga.	5:30 p.m.
11	at Georgia Southern*	Statesboro, Ga.	2:00 p.m.
12	at Georgia Southern*	Statesboro, Ga.	Noon
14	<b>Ole Miss</b>	<b>Jonesboro, Ark.</b>	<b>6:30 p.m.</b>
16	<b>Little Rock*</b>	<b>Jonesboro, Ark.</b>	<b>6:00 p.m.</b>
17	<b>Little Rock*</b>	<b>Jonesboro, Ark.</b>	<b>2:00 p.m.</b>
18	<b>Little Rock*</b>	<b>Jonesboro, Ark.</b>	<b>1:00 p.m.</b>
21-26	SBC Tournament	Conway, S.C.	TBA

\* - Denotes SBC Game  
 All times Central and subject to change.

# MEDIA INFORMATION

**FACILITIES :** Media facilities at Tomlinson Stadium consist of a press box on the upper level of the stands behind home plate for reporters, broadcasters and photographers as well as space for a television crew. Space is extremely limited within in the press box, so if you plan on attending an event please contact Dennen Cuthbertson in advance so arrangements can be made.

**CREDENTIALS:** Credentials for home games are provided to those members of the media who are covering the game in a full working capacity. Requests with names should be submitted in writing on company letterhead. Passes will be mailed to valid applicants as long as time permits; otherwise, passes may be claimed at the main gate to Tomlinson Stadium. Spouses, dates, children and non-workers are NOT permitted in the media areas. Passes must be displayed at all times, and A-State reserves the right to revoke passes and privileges at any time due to misrepresentation or misconduct. Requests for road-game credentials should be made to the SID of the host institution.

**GAME SERVICES:** Notes, programs, media guides and statistic packets are provided to media personnel by the Media Relations Office. Soft drinks and water will be available to members of the media during the game along with a voucher to the concession stand. The press box telephone number is (870) 972-2541.

**PHOTOGRAPHERS:** Certified photographers of newspapers, magazines, wire services and TV stations must request passes in writing. No credentials will be issued to freelance photographers.

**INTERVIEWS:** The head coach will be available for interviews in the press box after each game, following a brief team meeting. A-State student-athletes will also be available by request at this time. The locker room is closed to the media following games. To arrange for a student-athlete interview during the week, contact Dennen Cuthbertson, Assistant Media Relations Director at (870) 972-3383 or mcuthbertson@astate.edu. All interviews must be approved by the

head coach.

**INJURY INFORMATION POLICY:** A student-athlete's protected health information is protected by federal regulations under either the Health Information Portability and Accountability Act (HIPAA) or the Family Educational Rights and Privacy Act of 1974 (the Buckley Amendment) and may not be disclosed without either the student-athlete's authorization under HIPAA or their consent under the Buckley Amendment. Authorized/consented injury information pertaining to a student-athlete shall be released to the media through the Sports Information Department after being authorized by the athletic trainer. It is also appropriate in post-game or weekly press conferences-for head coaches to announce team injury updates. Team physicians may be available to offer explanation on injuries if requested by the athletic trainer. Any dugout or locker room report made to the media shall be made by an athletic trainer, team physician, or a sports information staff representative.

**FOR MORE INFORMATION:** Contact Miya Garrett, Media Relations Information Director at (870) 882-4576, mgarrett@astate.edu, or write Media Relations Office, P.O. Box 1000, State University, Ark., 72467. Overnight mail can be sent to Media Relations Office, Convocation Center, 217 Olympic Drive, Jonesboro, Ark., 72401.

**RADIO:** Radio broadcasts of Red Wolves baseball will be on the EAB Red Wolves Sports Network and will also be available over the Internet. Matt Stolz is the "Voice of the Red Wolves". The visiting team's official radio station, as designated by the visitors' SID, will be permitted origination privileges. A courtesy line will be available at no charge. Any questions regarding broadcasts or the use of facilities should be directed to Dennen Cuthbertson, Assistant Media Relations Director.

**WEB ACCESS:** In addition, schedules, rosters, statistics, bios, etc. are available on the official A-State athletics website. Access the site at [www.AstateRedWolves.com](http://www.AstateRedWolves.com) and then click on baseball.

## A-STATE ATHLETICS MEDIA RELATIONS STAFF



### Jerry Scott

Director  
Office: 870-972-3405  
Cell: 870-243-6021  
jscott@astate.edu



### Chris Graddy

Assistant Director  
Office: 870-972-2707  
Cell: 870-340-7836  
cgraddy@astate.edu



### Mark Taylor

Assistant Director  
Office: 870-972-3547  
Cell: 870-250-2677  
martaylor@astate.edu



### Dustin Sullivan

Director of Digital Media  
Office: 870-972-3930  
Cell: 870-275-8375  
dsullivan@astate.edu

**Main Phone: 870-972-2541**  
**Fax: 870-972-3367**

**Mailing Address:**  
A-State Athletics Media Relations  
P.O. Box 1000  
State University, AR 72467

**Delivery Address:**  
A-State Athletics Media Relations  
217 Olympic Drive  
Jonesboro, AR 72401



## 2018 OUTLOOK

### TOP RETURNING POSITION PLAYERS

PLAYER	POS	CL.-EXP.	B/T	AVG.	HR	RBI	NOTABLE
Nate Alberius	RHP	SR-1L	R/R	.277	4	37	Led team with 15 doubles, named All-SBC Tournament
Alex Howard	C	SR-1L	R/R	.257	8	46	Led team with 15 doubles (2017)
kyle MacDonald	FB	SR-3L	R/R	.236	15	55	Led in runs(50) hits(66) homers(15), RBI(50), Tb(127)
Justin Felix	C	SR-1L	R/R	.257	8	27	Led team with eight homers and 16 RBIs (2017)
Drew Tipton	OF	RSO-1L	R/R	.263	1	21	Scored the most runs on the team with 32

### TOP STARTING POSITION PLAYERS LOST

PLAYER	POS	EXP.	B/T	AVG.	HR	RBI	REASON FOR LEAVING
Bradey Welsh	RHP	JR-2L	4-2	6.23	27	43	Drafted
Grant Hawkins	IF	2L	L/R	.228	3	45	Graduation
Casey Vaughn	OF	2L	L/R	.275	1	11	Injury

### TOP NEWCOMERS - POSITION PLAYERS

PLAYER	POS	CL.-EXP.	B/T	HOMETOWN (LAST SCHOOL)
Noah Stone	RHP	RS-FR	L/R	St. Louis, Mo (Lutheran HS South)
Kam'ron Mays-Hunt	OF	FR-HS	R/R	Pine Bluff, Ark. (Bentonville HS)
Eli Davis	OF	FR-HS	L/R	Brighton, Tenn. (Brighton HS)
Will Richardson	INF	FR-HS	S/R	Woodland, Ark. (Woodland HS)
Will Huber	INF	FR-HS	R/R	Memphias, Tenn. (St. Benedict HS)

### TOP NEWCOMERS - PITCHERS

PLAYER	R/L	CL.-EXP.	HOMETOWN (LAST SCHOOL)
Nate Alberius	RHP	JR-JC	Little Rock, Ark. (Crowder College)
Jesse Kutzke	RHP	JR-JC	Topeka, Kan. (Allen Community College)
Carter Holt	RHP	FR-HS	Jackson, Tenn. (Jackson Christian School)
Noah Stone	RHP	FR-HS	St. Louis, Mo. (Lutheran High School South)

# 2019 ROSTER

## NUMERICAL ROSTER

#	Name	Pos.	B/T	HT	WT	YR	HOMETOWN (PREVIOUS SCHOOL)
1	Eli Davis	OF	L/L	6-1	195	Fr.	Brighton, Tenn. (Brighton HS)
2	Andrew Lannon	C	L/R	5-11	175	So.	Blytheville, Ark. (Armored HS)
3	Alex Howard	INF	R/R	6-0	195	RSr.	Albuquerque, N.M. (New Mexico Military Institute)
4	Karsen Reid	INF	R/R	5-11	175	Fr.	Smithville, Mo. (Smithville HS)
5	Tyler Duncan	OF	L/R	6-2	230	Jr.	Sooke, British Columbia (Crowder CC)
6	Will Zimmerman	INF	R/R	5-11	175	Fr.	Palmdale, Calif. (Paraclete HS)
7	Andrew Leggo	C	R/R	6-1	200	So.	Waterloo, Ontario (St. David's Secondary)
8	Kyle MacDonald	1B	L/R	6-3	230	Jr.	Mississauga, Ontario (Crowder CC)
9	Chandler Coates	LHP	R/R	6-0	185	Jr.	Republic, Mo. (Howard CC) (Republic HS)
10	Nate Alberius	RHP	R/R	6-0	200	Sr.	Little Rock, Ark. (Crowder CC)
11	Justin Felix	C	R/R	6-1	205	Sr.	Nogales, Ariz. (New Mexico Military Institute)
12	Alec Byous	RHP	R/R	6-2	205	Fr.	Wildwood, Mo. (Lafayette HS)
14	Kam'ron Mays-Hunt	RHP/OF	R/R	5-11	170	Fr.	Pine Bluff, Ark. (Bentonville HS)
14	Jacob Jablonski	INF	S/R	6-4	190	So.	Palmdale, Calif. (Paraclete HS)
15	Casey Vaughn	OF	R/R	6-1	185	RSr.	Cabot, Ark. (Crowder CC) (Cabot HS)
12	Zach Jackson	RHP	R/R	6-0	250	Jr.	Bryant, Ark. (Crowder CC) (Bryant HS)
17	Peyton Lannon	LHP	L/L	6-1	190	Sr.	Blytheville, Ark. (Northeast Mississippi CC)
18	Brandon Stuckenschneider	LHP	L/L	6-0	200	R-Jr.	Poplar Bluff, Mo. (Poplar Bluff HS)40
19	Noah Stone	RHP	R/R	6-8	275	Fr.	St. Louis, Mo. (Lutheran HS South)
20	Will Richardson	R/R	INF	6-4	190	Fr.	Woodlawn, Ark. (Woodlawn HS)
21	Jack Jumper	RHP	R/R	6-4	200	Jr.	Benton, Ark. (Benton HS)
23	Carter Holt	RHP	R/R	6-5	225	Fr.	Jackson, Tenn. (Jackson Christian School)
24	Conrad Ray	RHP	R/R	6-6	220	R-Fr.	Germantown, Tenn. (Houston HS)
25	Cullen Ray	C	R/R	6-2	205	So.	Germantown, Tenn. (Houston HS)
26	Drew Tipton	OF	R/R	5-10	165	R-So.	Bryant, Ark. (Bryant HS)
27	Kollin Stone	RHP	R/R	6-0	185	Jr.	Lake City, Ark. (Mineral Area CC) (Riverside HS)
28	Chase Nix	LHP	R/L	6-2	190	So.	Benton, Ark. (Benton HS)
29	Sky-Lar Culver	1B	L/R	6-6	220	Jr.	Mountain Home Ark. (Allen CC)
32	Zachary Patterson	RHP	R/R	6-1	200	R-Jr.	Cabot, Ark. (Cabot HS)
34	Jaylon Deshazier	OF/P	R/R	6-2	185	Fr.	Pine Bluff, Ark. (Pine Bluff HS)
35	Jesse Kutzke	RHP	R/R	6-5	220	Jr.	Topeka, Kan. (Allen CC)
36	Zech Jarrard	RHP	R/R	6-1	190	Jr.	Temple City, Calif. (East Los Angeles JCO)
37	Kam'ron Mays-Hunt	RHP/OF	R/R	5-11	170	Fr.	Pine Bluff, Ark. (Bentonville HS)
38	Will Huber	INF/OF	L/R	6-3	190	Fr.	Memphis, Tenn. (St. Benedict at Auburndale HS)
40	Noah Stone	RHP	R/R	6-8	275	Fr.	St. Louis, Mo. (Lutheran HS South)
39	AJ Spinello	RHP	R/R	6-0	180	Fr.	Kansas City, Mo. (Lutheran High School South)
40	Jake Karst	OF	R/R	6-1	200	Jr.	Maize, Kan. (Johnson County CC) (Maize HS)

#	Name	Pos.
10	Nate Alberius	RHP
16	Alec Byous	RHP
9	Chandler Coates	LHP
29	Sky-Lar Culver	1B
1	Eli Davis	OF
34	Jaylon Deshazier	OF/P
5	Tyler Duncan	OF
11	Justin Felix	C
23	Carter Holt	RHP
3	Alex Howard	INF
38	Will Huber	INF
37	Jacob Jablonski	INF
12	Zach Johnson	RHP
36	Zach Jarrard	RHP
21	Jack Jumper	RHP
6	Jake Karst	C
35	Jesse Kutzke	RHP
2	Andrew Lannon	C
17	Payton Lannon	LHP
7	Andrew Leggo	INF
8	Kyle MacDonald	1B
14	Kam'ron Mays-Hunt	-
28	Chase Nix	LHP
32	Zachary Patterson	RHP
24	Conrad Ray	RHP
25	Cullen Ray	C
4	Karsen Reid	INF
20	Will Richardson	-
39	AJ Spinello	C
27	Kollin Stone	RHP
19	Noah Stone	RHP
18	Brandon Stuckenschneider	LHP
26	Drew Tipton	OF
15	Casey Vaughn	OF
6	Will Zimmerman	INF

### Coaching Staff

**Head Coach:** Tommy Raffo (11th Season)

**Pitching Coach:** Rowdy Hardy (2nd Season)

**Assistant Coach/Recruiting Coordinator:** Rick Guarno (2nd Season)

**Volunteer Assistant Coach:** Craig Massoni (2nd Season)

### Support Staff

#### Strength & Conditioning:

**Athletic Trainers:** Adam Norman, Rachel Lamb

**Managers:** Drew Kilgore, Brandon Little, Lucas Young

## Pronunciation Guide

Nate Alberius -- AL-beer-EE-us

Jake Jablonski --

Jesse Kutzke -- CUT-ski

Brandon Stuckenschneider -- STUCK-in-SNIDE-er

Alec Byous --

## Roster Breakdown

**Seniors (7):** Nate Alberius, Payton Lannon, Kyle MacDonald, Justin Felix, Alex Howard, Zachary Patterson, Casey Vaughn

**Juniors (15):** Chandler Coates, Sky-Lar Culver, Tyler Duncan, Zach Johnson, Zech Jarrard, Jack Jumper, Jake Karst, Chase Nix, Cullen Ray, Kollin Stone, Will Zimmerman, Jesse Kutzke, Brandon Stuckenschneider, Drew Tipton.

**Sophomores (8):** Jaylon Deshazier, Carter Holt, Jacob Jablonski, Andrew Lannon, Andrew Leggo, Corey Wasson, Conrad Ray, Blake Wynn.

**Freshmen (7):** Alec Byous, Eli Davis, Will Huber, Kam'ron Mays-Hunt, Karsen Reid, Will Richardson, AJ Spinello,

**Infielders (8):** Alex Howard, Jake Jablonski, Karsen Reid, Will Zimmerman, Will Huber, Andrew Leggo, Will Richardson

**Outfielders (10):** Will Huber, Andrew Leggo, Blake Wynn, Eli Davis, Tyler Duncan, Drew Tipton, Casey Vaughn, Jaylon Deshazier, Kam'ron Mays-Hunt, Tyler Moreland,

**Catchers (4):** Justin Felix, Jake Karst, Andrew Lannon, Cullen Ray, AJ Spinello

**Pitchers (21):** Nate Alberius, Alec Byous, Carter Holt, Zach Jackson, Zech Jarrard, Jack Jumper, Jesse Kutzke, Brendan painter, Zachary Patterson, Conrad Ray, Kollin Stone, Corey Wasson, Jaylon Deshazier, Kam'ron Mays-Hunt, Tyler Moreland, Chandler Coates, Payton Lannon, Chase Nix, Brandon Stuckenschneider, Will Richardson.

### Red Wolves by State/Country

**Arkansas (19)** - Nate Alberius, Jaylon Deshazier, Andrew Lannon, Payton Lannon, Tyler Moreland, Chase Nix, Zachary Patterson, Drew Tipton, Casey Vaughn, Sky-Lar Culver, Jack Jumper, Will Richardson, Kam'ron Mays-Hunt, Zach Jackson

**Missouri (3)** - Noah Stone, Brandon Stuckenschneider

**Tennessee (3)** - Carter Holt, Conrad Ray, Cullen Ray

**Ontario, Canada (2)** - Andrew Leggo, Kyle MacDonald

**Arizona (1)** - Justin Felix

**California (1)** - Jacob Jablonski

**Kansas (1)** - Jesse Kutzke

**New Mexico (1)** - Alex Howard



## TOMMY RAFFO

HEAD COACH • 11TH SEASON

CAREER RECORD: 278-288-1 (.502)

CAREER SBC RECORD: 139-156-1 (.471)

Tommy Raffo was named head coach of the Red Wolves baseball team on July 1, 2008. He has accumulated a 258-256-1 record during his tenure as the head coach of Arkansas State. Additionally, he has compiled a 16-14 record in the Sun Belt Conference Tournament after the program was a combined 1-18 in the event from 1999 until his arrival.

Raffo became the fifth head coach in the history of the A-State baseball program after serving as an assistant coach at Mississippi State from 1994-2008. During his time at Mississippi State, he served as the hitting and outfield coach for a Bulldog program that made three trips to the College World Series. Under his direction, the Bulldogs posted a team batting average of .300 or better in eight of 11 seasons.

Now entering his 10th season as head baseball coach at Arkansas State, Raffo has revived the Red Wolves baseball program. He has had 14 players drafted since arriving in 2009 and has sent 17 players play in the minor leagues. The Red Wolves had four players drafted in 2015 to tie the school record for most players drafted in a single MLB draft with the 1995 squad. David Owen was the top draft pick of the class in the 19th round, while Stuart Levy was taken in the 27th round. Chandler Hawkins (33rd round) and Zach George (35th round) were A-State's other two draft picks. Bradley Wallace became the second-highest draft pick in school history when he was taken with the 307th pick in the 10th round by the Tampa Bay Rays in 2014, while Daniel Wright and Logan Uxa were each taken by the Cincinnati Reds in 2013. Jacob Lee became the school's highest draft pick in 2012 when he was taken in the ninth round by the Cleveland Indians before Tyler Zuber unseated him by being selected in the sixth round by the Kansas City Royals.

The 2017 team finished with an overall record of 28-27 to claim the program's first winning season since 2014 and won two games in the Sun Belt Conference Tournament for the eighth straight season, the only team in the league to accomplish that feat. The Red Wolves posted a 17-12 record at home, including wins over No. 24 Louisiana Tech, a series victory over Cincinnati, and a win over Ole Miss at home for the second straight season. The 5-0 win over the Rebels was the first shutout over Ole Miss in school history.

The Red Wolves went on a season-high five-game win streak late in the season beginning the win over Ole Miss followed by two memorable victories over Little Rock to claim the seventh seed in the SBC Tournament. The Red Wolves and Trojans played an 18-inning contest May 18 with A-State winning 9-8 in a game that tied for the longest in Division I in 2017 and was the second longest game in school history. The next day the team put up 19 runs in a 19-2 victory to sweep the Trojans in the two-game set.

The final two games of that win streak came in the SBC Tournament when A-State began with a 21-4 win over Georgia State. The 21 runs were the most since in a game since 2014 and the second most in Sun Belt Conference Tournament history. The Red Wolves followed with a 4-2 win over West Division Champion UT Arlington to advance to the semifinals before losing to eventual champion South Alabama.

The squad's offense set the school record for hit-by-pitches with 100 and also tied for the most home runs during the Raffo era with 34. The team had the highest runs per game (6.02) and RBI per game (5.40) this season in the BBCOR bat era, which began in 2011. The offense also stole 62 bases which was just one away from tying the most during the Raffo era. Additionally, the A-State pitching staff accumulated 462 strikeouts in 2017, which is the second most during Raffo's tenure. Joe Schrimpf became the program's all-time leader in career RBI with 146 and also set the school record for sacrifice bunts in a career. Schrimpf's name is dotted among the top 10 in a host of other categories including career hits, walks, total bases, hit-by-pitches, at-bats, and triples.

A-State overcame a handful of injuries to put up a 29-29 record during the 2016 season, including winning two games in the SBC Tournament for the seventh straight year, the only team in the league to do so. The Red Wolves began the Sun Belt slate with a 4-11 record, but rebounded with a 9-6 mark down the stretch to claim the eighth spot in the conference tournament.

The team also claimed a victory over No. 6 Ole Miss in its final home and nonconference game of the year May 17 with a 8-6 triumph over the Rebels. The team also rallied for two victories over Little Rock late in the year with nine runs over the final two innings in a 12-10 win May 20 and an eight-run ninth inning May 21 in a 15-11 victory.

The A-State offense broke the school record for triples with 22, a mark that had stood since 1949 when that team hit 20. The team knocked in 303 runs, which is the second most during the Raffo era and eighth most in school history. The squad hit 33 home runs for the second most during Raffo's tenure and had a .387 slugging percentage, good for third highest under Raffo.

The 2016 version of the Red Wolves saw Tanner Ring earn First-Team All-SBC honors at third base, while Joe Schrimpf picked up Second-Team All-Conference recognition as an utility player. It was the first time since 2012 that A-State placed multiple players on the All-SBC teams.

The 2015 season was a bit of a roller coaster for Arkansas State with the team starting out 14-20 before Raffo took over the offense for the team's final 23 games and saw the team finish strongly with a 13-10 record to end the season at 27-30. A-State won two games in the Sun Belt Conference Tournament for the sixth straight season and remains the only SBC school to accomplish that feat.

A-State had some early season success as the team went 7-3 in its first 10 games, including winning two out of three games against No. 7 Louisville, marking the first time the Red Wolves had won a road series against a ranked opponent since taking two of three games against No. 18 Western Kentucky in 2010. A-State capped off those first ten games with a sweep of NCAA Tournament participant Houston Baptist in Houston.

However, the conference season proved to be a tough go with A-State starting out 5-15 in SBC play before rallying to earn the eighth and final seed in the conference tournament by winning seven of its final nine league games. The Red Wolves also had to deal with terrible weather throughout the season as the team had 26 of its 57 games altered in some form or fashion by inclement weather.

Zach George became the team's first All-American position player, and second player overall, in the Raffo era in 2015 and first position player since Josh Yates in 2007. George led the nation in on-base percentage at .548 and led the conference in batting average (.399), hits (81), walks (52), and doubles (22) to earn ABCA and Louisville Slugger Third-Team All-American honors. He was also a finalist for the Gregg Olson Breakout Player of the Year award.

The Red Wolves experienced a number of "firsts" in 2014 as the program went to its fifth straight Sun Belt Conference tournament and won at least two games in the postseason for the fifth straight season. Raffo guided his squad to a 32-27 overall record and an 18-12 mark in league play, earning the No. 3 seed in the SBC Tournament and advanced to the semifinals for the second straight season.

A-State defeated the second ranked team in the nation (Louisiana-Lafayette) 6-4 at home on March 4, marking the highest ranked opponent the team had ever played and defeated at Tomlinson Stadium. The Red Wolves also set a new attendance record when a crowd of 1,143 was on hand to watch Arkansas State take on Ole Miss on May 13.

The 2014 campaign also saw several players set career milestones, in-

# HEAD COACH TOMMY RAFFO

cluding David Owen who was named to the Gregg Olson Breakout Player of the Year watch list. Dustin Jones became the school's all-time leader in games played with 228 and Chandler Hawkins spun a gem in the SBC Tournament with a complete game shutout in an elimination game.

Raffo, who also coached the corner infielders, helped the Red Wolves' achieve the highest fielding percentage in school history at .974. A-State committed just 57 errors during the season, the second fewest in the Sun Belt Conference.

In 2013 he led A-State to its fourth straight appearance in the Sun Belt Conference tournament and the Red Wolves are the only team to have at least two games in the tournament during that span. Raffo perhaps faced his toughest task in 2013 as the Red Wolves were plagued by injuries and were forced to adjust their lineup throughout the year. After finding form near the end of the regular season, Raffo's squad finished with a 28-31 overall record and a 12-18 mark in conference play.

After a loss to Troy on the first day of the SBC Tournament, A-State bounced back to defeat Western Kentucky and then knocked out the Trojans in an elimination match. Raffo also helped several players reach career milestones, including Ryan Emery who became the school's all-time leader in walks and finished among the top five in career RBIs at the school.

In 2012 he led Arkansas State to a 34-23 record and a 19-9 record in Sun Belt Conference play. A-State finished second overall in the SBC and the 34 victories were the most for any team in the Sun Belt Conference and are the most in Raffo's tenure. A-State's 34 victories are also the most since winning 35 games in 1997 and the fourth-most in school history.

A-State advanced to the championship game of the SBC Tournament for the first time since 1996. Raffo was named the SBC Coach of the Year, while senior pitcher Jacob Lee earned SBC Pitcher of the Year honors. Closer John Koch and shortstop Dustin Jones were also All-SBC second-team selections.

Under Raffo's direction, A-State ended the 2011 season with an overall winning record (30-28) for the first time since 2005 and finished above .500 in Sun Belt Conference play (16-14) for the first time since 1998. Arkansas State not only made its first appearance in the Sun Belt Conference Tournament since 2006, but was one victory away from playing in the tournament's championship game. The Red Wolves advanced to the semifinals, enjoying their best run in the tournament since 1996.

In 2010, the Red Wolves finished with second-highest team batting average in school history (.312) and recorded the most hits (647) and third most RBIs (345) in school history.

Raffo led the Red Wolves to a 23-30 record in 2009, and although Arkansas State missed the Sun Belt Conference tournament by one-half game, the team showed a great deal of improvement over the previous season. The Red Wolves won 12 Sun Belt Conference games in Raffo's first season, up from just eight the year before, and A-State's overall record showed an improvement of three wins over the 2008 season. Arkansas State earned conference victories over Louisiana-Lafayette, Louisiana-Monroe, South Alabama and UALR.

The Red Wolves raised their team batting average an impressive 36 points over the previous season, finishing the year with a team average of .296. Five players hit .300 or better, compared to just one in the previous season, with one, sophomore Murray Watts earning All-Conference honors at the conclusion of the season. All-Conference selection Chase Ware helped keep the Red Wolves strong on the mound in 2009, and Ware signed with the Cincinnati Reds organization at the conclusion of the season.

During his 15 seasons at Mississippi State, Raffo served as the recruiting coordinator for the Bulldog baseball program, landing 10 straight recruiting classes ranked in the top 33 nationally by Collegiate Baseball. He coached seven All-America players and four Academic All-Americans. He was named as the 2007 South-eastern Conference Fellowship of Christian Athletes Coach of the Year, and during his time at MSU, 49 Bulldogs were chosen in the Major League Baseball Draft.

Raffo's outstanding recruiting at MSU paid dividends for the program as he helped the Bulldogs reach the SEC Tournament 12 times, with two championships to their credit. Mississippi State also made 11 appearances in the NCAA Tournament during Raffo's time with the program, winning five regional titles. The Bulldogs made three appearances in the NCAA Super Regionals and advanced to the College World Series in 1997, 1998 and 2007. Raffo coached one Johnny Bench Award winner, given annually to the top college catcher in the country, and helped seven hitters finish the season in the SEC's top five batting averages.

As a player, Raffo was co-captain of the 1990 Mississippi State team that advanced to the College World Series. He was a two-time Academic All-American and a three-time Academic All-SEC selection. He was named first-team All-SEC in 1989 and 1990, and in 1990 earned second-team All-America honors from both the American Baseball Coaches Association and Baseball America.

After earning his Bachelors of Business Administration Degree from Mississippi State in 1990, he was chosen by the Miami Miracle with the first pick of the eighth round in the 1990 MLB Draft. While playing in the Reds organization, he was the MVP of the 1991 South Atlantic League All-Star Game, and was Co-Captain

of the 1992 Midwest League Champion Cedar Rapid Reds. A native of Orange Park, Fla., Raffo is married to the former Paula Hawkins of Calhoun City, Miss., and they are the parents of two daughters, Claudia Elizabeth and Anna Winifred and a son, Thomas Hanniford "Ford."

## THE RAFFO FILE

**Career record at A-State** - 278-288-1

**Career Overall Record** - Same

### Personal

**Wife:** Paula

**Children:** Claudia, Anna & Ford

### Education

**High School:** Bishop Kenny High School

**College:** Mississippi State, 1990 (Business Administration)

### Playing Career

- 1987-1990 - Mississippi State
- 1990 - Miami Miracle
- 1991-1992 - Cincinnati Reds Organization
- 1993 - St. Paul Saints (Northern League)

### Playing Honors


- Two-time All-America
- Two-time All-SEC
- Two-time All-SEC Tournament
- Ranks among the top-10 in several Mississippi State hitting categories
- Two-time GTE/CoSIDA Academic All-America
- First pick of the 8th round in 1990 MLB Draft
- MVP of 1991 South Atlantic League All-Star Game

### Coaching Career

- 1994-97 Volunteer Assistant, Mississippi State
- 1998-2008 Assistant Coach, Mississippi State
- 2009-Present, Head Coach, Arkansas State

### Coaching Honors

- 2007 Fellowship of Christian Athletes SEC Coach of the Year
- 2012 Sun Belt Conference Ron Maestri Coach of the Year



## RICK GUARNO

ASSISTANT COACH/RECRUITING COORDINATOR • SECOND SEASON

Rick Guarno was hired as an assistant coach and recruiting coordinator at Arkansas State on July 21, 2017.

Guarno most recently served as the hitting coach and recruiting coordinator for the Skyhawks for the past three seasons, which coincided with some of the best seasons in school history. UT Martin won 30 Ohio Valley Conference games during his tenure for the most OVC wins in a three-year span in school history. Last season, UTM won 25 games, which were the most in the Division-I Era (since 1992) for the program and qualified for the OVC Tournament for just the third time in school history.

The 2017 version of Guarno's offense ranked in UT Martin's top-five in single-season history in hits (569, third), home runs (43, third), total bases (833, third), doubles (105, fourth), walks (205, fourth) and triples (15, fifth). He also helped Connor Aube earn Freshman All-American honors from Collegiate Baseball after successfully recruiting him to UTM.

The Skyhawks' offense in 2016 set the school record for walks with 231, while recording the most runs scored (340), hits (554), doubles (106) and RBI (318) since 2010. His first season with the program in 2015 saw UT Martin nearly double its home run total from the previous year with 39, which was fourth most in school history. Guarno was also responsible for recruiting two All-OVC Freshman Team players, UT Martin's all-time career saves leader (Patrick Bernard), one high school Pre-season All-American, and one high school All-American during his time with the university.

Prior to his time at UT Martin, Guarno served as the recruiting coordinator for current UTM head coach Rick Robinson at Young Harris College in Young Harris, Ga. During his two seasons at the school he coached five All-Conference players, one All-American, and one Academic All-American. The All-American was Zach Bricknell, who hit a school record 22 home runs and led the nation.

The 2014 version of the Mountain Lions' offense ranked fifth nationally in home runs per game (1.0), seventh in home runs (50), 18th in walks (216), 25th in scoring per game (7.1 runs), and 26th in slugging percentage (.444). The offense in Guarno's first season in 2013 led the nation in home runs per game (1.4), ranked second in home runs (66), seventh in slugging percentage (.493), 17th in scoring per game (7.6 runs), and 27th in runs scored (366).

Before his time at Young Harris, Guarno spent the 2011 and 2012 campaigns at his alma mater, the University of Arkansas at Little Rock. In 2012, he helped the Trojans set program records for most home runs and triples in a single season. The Trojans ranked first in the nation in home runs per game (1.22), third in slugging percentage (.477) and sixth in scoring (7.4 runs per game). In 2011, he was part of the staff that led the Trojans to a 2011 Sun Belt Conference Tournament championship and the program's first-ever NCAA Regional appearance.

Working primarily with the catchers at UALR, Guarno coached All-Sun Belt first-team catchers Myles Parma, Nick Rountree and Blake Johnson. Parma hit a team-best .350 with a .439 on-base percentage in 2011 while Rountree belted a team-high seven homers to go along with 14 doubles and 35 RBI in 2011. Johnson hit .314 with 14 doubles and

six home runs in 2012. In total, five players achieved All-SBC status during his tenure, with two being named to ABCA All-Region teams, and Sean Bignall being named a semifinalist for the Dick Howser Trophy and Golden Spikes Award.

A catcher by trade, Guarno was drafted by the Colorado Rockies in the fourth round (107th overall) of the 2003 Major League Baseball Draft. He played seven seasons of professional baseball, earning a call-up to Triple-A Colorado Springs in 2008 after tallying a .290 batting average and .342 on-base percentage with five homers and 15 RBI, in 27 games at Double-A Tulsa. He played in 24 games at the Triple-A level and hit seven doubles, two triples, a home run, and drove in 10 runs.

All in all, Guarno hit .252 with 56 doubles, 15 long balls, and 108 RBI in six seasons of affiliated baseball in the Rockies' organization. He ended his professional baseball career with the Calgary Vipers of the independent Golden League. He hit .308 with 27 doubles, nine homers, and 53 RBI to help the Vipers win the league championship.

Guarno played his last season of collegiate baseball at UALR before being drafted after his junior year. He picked up All-Sun Belt first-team accolades and second-team ABCA Rawlings All-South Central Region honors in 2003. He started 55 games at catcher as a junior, hitting .344 with 27 doubles, 54 runs scored, 48 RBI's and a .555 slugging percentage.

A native of Syracuse, N.Y., Guarno began his collegiate career at the University of Maryland Baltimore County, where he was a two-year starter at catcher and in the corner outfield. He hit .342 as a freshman to help the Retrievers advance to the 2001 NCAA Regional. He followed with a solid sophomore campaign when he registered a .323 batting average with 10 doubles to help UMBC to a 20-7 conference record and a Northeast Conference championship game appearance.

Guarno attended Bishop Kearney High School in Rochester, NY, where he was a two-time City-Catholic League All-Star. He ranked seventh in his graduating class and was a member of the National Honor Society. He graduated from UALR in 2012 with a bachelor's degree in liberal arts.

Guarno is married to the former Amanda Harrison of Conway, Ark., and the couple has one son, Coy.





## ROWDY HARDY

ASSISTANT COACH/PITCHING COACH • SECOND SEASON

Rowdy Hardy was named the pitching coach for the Arkansas State baseball program on Monday, July 17, 2017.

Hardy began his coaching career at NMMI in July 2012 and has spent the last five seasons with the Broncos under head coach and former A-State assistant coach Chris Cook. Prior to his time at NMMI he completed a six-year stint in the minor leagues split between the Kansas City Royals and Atlanta Braves organizations.

A native of Bethel Springs, Tenn., Hardy has helped over 80 percent of New Mexico Military Institute players continue their careers after playing at the junior college located in Roswell, N.M., with 22 going on to compete for Division I schools. He helped pitchers Jeremy Mortensen (2014) and Carlos Ortiz (2016) earn First-Team All-Conference honors, while another 10 earned honorable mention selections during his tenure including Parker Bateman in 2017.

Additionally, the 2016 version Broncos went to the NJCAA Region V tournament for the program's first regional appearance since 1961. The team picked up 28 victories with 22 coming in the Western Junior College Athletic Conference (WJCAC), both of which are school records. Hardy's pitchers set the walk-to-strikeout ratio school record in 2016 after setting records for saves, strikeouts, strikeouts per inning in the 2015 campaign.

Hardy enjoyed a successful minor league career with the Kansas City Royals in 2006 after completing his collegiate career at Austin Peay. The left-handed pitcher registered a 40-32 record in his career with a 3.30 ERA with 403 strikeouts against 121 walks in 648.2 innings. He was named the Royals' Organizational Pitcher of the Year in 2007 after posting a 15-5 record with a 2.48 ERA in 167 innings with 91 punch outs against 16 free passes for Class-A Advanced Wilmington.

He advanced to Double-A with the Royals before

being selected by the Braves in the minor league portion of the Rule 5 Draft prior to the 2011 season. He played most of the season in Double-A, but did throw 7.2 scoreless innings for Triple-A Gwinnett before his career came to a close.

The hurler enjoyed a fantastic career for Austin Peay during his collegiate years from 2004-06 as evidenced by his induction into the APSU Hall of Fame in 2016. Hardy's name can be found on the Governors' Top 10 season and career lists 21 times with top marks in wins (32) and walks per nine innings (1.74). Additionally, the 32 victories are the most in Ohio Valley Conference history.

Hardy was named the 2004 OVC Rookie of the Year and was a Louisville Slugger Third-Team All-American selection that season. He followed his sophomore campaign with a Second-Team All-American nod and led the Governors to their first NCAA Tournament bid since 1996. He concluded his career with another All-OVC selection as a senior and posted his career-best ERA (2.58).

Hardy is married to his wife, Megan, and has a son, Inning, and daughter, Bea.





# CRAIG MASSONI

**VOLUNTEER ASSISTANT COACH • SECOND SEASON**

Craig Massoni was named the Red Wolves' volunteer assistant coach Wednesday, Sept. 6, 2017.

A native of Danville, Calif., Massoni played at Chabot College in Hayward, Calif., before transferring to Austin Peay State. He played one year for the Governors, but it was a memorable one as he helped the squad to a 47-15 record and berth in the NCAA Tournament. The Gobs won two games in the tournament before being eliminated.

Massoni spent the majority of his time at first base and earned the Ohio Valley Conference Player of the Year award after his lone season in Clarksville, Tenn. He finished the 2013 campaign with a team-high .385 batting average and .475 on-base percentage. Additionally, he led the team in home runs (16), RBI (68), total bases (158), and slugging percentage (.661) on his way to claiming Second-Team All-American honors from Louisville Slugger.

Following his excellent year at Austin Peay, the San Francisco Giants drafted Massoni in the 33rd round of the MLB Draft. He spent two seasons in the Giants' organization, posting a .258 batting average with a .366 on-base percentage, before moving on to play three seasons of independent ball. His best season was in 2015 when he recorded a .289 batting average and .395 on-base percentage for the Gateway Grizzlies of the Frontier League.



# RETURNING PLAYERS



## ANDREW LANNON

CATCHER | R/R | 5-11 | 175  
 SOPH. | MURFREESBORO, TENN.  
 BLYTHEVILLE, ARK., | ARMOREL HS



**FRESHMAN SEASON (2018):** Saw limited action as a backup catcher ... posted two hits in 28 at-bats (.071) with three runs scored and three RBI ... walked seven times for a .257 on-base percentage ... threw out two runners attempting to steal ... recorded one hit each against SIU March 13 and Ole Miss May 15 ... drove in one run each against Southern Illinois March 13, Coastal Carolina March 17, and at Missouri March 21 ... scored two runs in the Missouri State series March 9-11 ... walked twice against CCU March 17 ... had two assists March 10 at Missouri State ... played in 21 games with five starts.

**HIGH SCHOOL:** Four-year letter winner at Armorel High School ... named All-Conference all four seasons ... selected All-Region four times ... chosen All-State three years ... helped the Tigers to Class 1A State Championships as a sophomore and junior in 2015 and 2016 ... played for the East squad in the 2017 Arkansas Activities Association All-Star Game.

**PERSONAL:** Birthday is Feb. 27 ... son of Jason Lannon ... undecided on a major ... younger brother of junior LHP Payton Lannon ... enjoys playing video games and hanging out with friends.


### LANNON'S CAREER HIGHS

**Hits:** 2 - Twice  
 SIU (5/19/17), Ole Miss (5/15/2018)  
**Doubles:** 0  
**Triples:** 0  
**HR:** 0  
**Total Bases:** 1 - Twice  
 SIU (3/13/18), Ole Miss (3/15/2018)  
**RBI:** 3 - Three Times - Missouri (3/21/18)  
 SIU (3/13/18), CCU (3/17/18)  
**Runs:** 0  
**Walks:** 7 - CCU (3/17/2018)  
**HBP:** 0  
**Chances:**  
**Putouts:** 9 - at Coastal Carolina (3/17/18)  
**Assists:** 2 - @ Missouri State (3/10/18)

### CAREER STATISTICS

	AVG	GP-GS	AB	R	H	2B	3B	HR	RBI	TB	SLG%	BB	HBP	SO	OB%	SB-AT
2018	.071	21-5	28	3	2	0	0	0	3	2	.071	7	0	11	.257	0-0
<b>Totals</b>	.071	21-5	28	3	2	0	0	0	3	2	.071	7	0	11	.257	0-0





## ALEX HOWARD

**INFILDER | R/R | 6-0 | 195**  
**SENIOR | ALBUQUERQUE, N.M.**  
**NEW MEXICO MILITARY INST.**



**JUNIOR SEASON (2017):** Made 53 starts during junior campaign with all coming at third base ... posted the third best batting average on the team at .277 along with a .344 on-base percentage and .419 slugging percentage ... led the team and ranked in a tie for seventh in SBC with 15 doubles ... also hit four home runs and knocked in 37 runs ... tallied 80 total bases and walked 13 times with 10 hit-by-pitches ... scored 32 runs and was 6-for-8 stealing bases ... had longest hit streak of season that reached 12 games and ended season on a six-game hit streak ... tied for team lead with seven sacrifice flies that led league and was 23rd in the nation ... named the Sun Belt Conference Player of the Week on May 22 after he hit .467 (7-for-15) on the week with a .733 slugging percentage and drove in a team-high eight runs ... selected to the All-SBC Tournament team after hitting .455 with two doubles, a home run, and four RBI ... had 15 multiple-hit efforts with one four-hit outing at Coastal Carolina March 25 to represent season high ... hit season-best two doubles at Northwestern State Feb. 26 ... had eight total bases versus the Chanticleers March 25 for season high ... knocked in season-best four runs twice (April 22 versus South Alabama in first game of doubleheader and May 25 against Georgia State in SBC Tournament) ... scored three runs three different times ... tied school record for most at-bats with Grant Hawkins with nine during 18-inning win over Little Rock May 18 ... stole season-high two bases at Austin Peay March 22 ... had five assists in three different contests ... made 16 errors with 102 assists and 38 putouts.

**NEW MEXICO MILITARY INSTITUTE (2015-16):** Registered a .380 batting average, .450 on-base percentage, and .769 slugging percentage during the 2016 campaign for NMNI ... third on the team with 12 home runs and 63 RBI, while leading the Broncos with a school-record 25 doubles and triples (10) ... First-Team All-Western Junior College Athletic Conference (WJCAC) selection ... scored a team-high 68 runs and also stole five bases in 2016 ... helped lead the team to 28 overall regular-season wins and 22 conference victories were both school records, while the team made the NJCAA Region V Tournament for the first time since 1961 in 2016 ... hit .354 as a freshman with a .385 on-base percentage in 2015 ... hit nine doubles, four triples, and three home runs during freshman campaign ... also made 12 appearances on the mound with 35 strikeouts in 45 innings ... played for former A-State assistant coach Chris Cook ... earned NJCAA Academic Excellence Award.

**HIGH SCHOOL:** Prepped at La Cueva High School in Albuquerque, N.M. ... four-year letterwinner for the Bears ... helped lead the team to a 2014 5A State Championship ... named the New Mexico 5A State Player of the Year.


**PERSONAL:** Son of Kevin and Cristina Howard ... birthday is Dec. 12 ... majoring in business ... enjoys playing golf.

### HOWARD CAREER HIGHS

**Hits:** 4 - at CCU (3/25/17)  
**Doubles:** 2 - at NWST (2/26/17)  
**Triples:** 0  
**HR:** 1 - Four Times  
 Last vs GSU (5/25/17)  
**Total Bases:** 8 - at CCU (3/25/17)  
**RBI:** 4 - Twice  
 Last vs GSU (5/25/17)  
**Runs:** 3 - Three Times  
 Last vs GSU (5/25/17)  
**Walks:** 2 - at APSU (3/22/17)  
**HBP:** 1 - 10 Times  
 Last vs UTA (5/26/17)  
**SB:** 2 - at APSU (3/22/17)  
**Chances:** 7 - Twice  
 Last UTA (5/7/17)  
**Putouts:** 4 - UTA (5/5/17)  
**Assists:** 5 - Three Times  
 Last LR (5/19/17)

### CAREER STATISTICS

	AVG	GP-GS	AB	R	H	2B	3B	HR	RBI	TB	SLG%	BB	HBP	SO	OB%	SB-AT
2018																
2017	.277	53-53	191	32	53	15	0	4	37	80	.419	13	10	37	.344	6-8
<b>Totals</b>	<b>.277</b>	<b>53-53</b>	<b>191</b>	<b>32</b>	<b>53</b>	<b>15</b>	<b>0</b>	<b>4</b>	<b>37</b>	<b>80</b>	<b>.419</b>	<b>13</b>	<b>10</b>	<b>37</b>	<b>.344</b>	<b>6-8</b>





## ANDREW LEGGO

IF/OF | L/R | 5-10 | 200

JUNIOR | WAATEERLOO, ONTARIO

ST. DAVID'S SECONDARY HS



**FRESHMAN SEASON (2018):** Saw action in 27 games and made 10 starts ... played at third base and in the outfield ... hit .196 (11-for-56) with seven RBI, eight runs scored, 16 total bases ... swatted one triple and one home run ... drew seven walks and was hit six times for a .343 on-base percentage ... hit lone triple at South Alabama April 28 ... hit first career dinger at Ole Miss April 18 ... drove in a season-high two runs at USA April 28 and versus Coastal Carolina March 17 ... scored season-best two runs at Missouri State March 11 and at ULM March 24 ... recorded season-best two hits at Missouri State March 11 and versus Louisiana-Lafayette March 29 ... walked twice in two different contests (at Missouri March 21 and at ULM March 24 ... posted a season-best three putouts at ULM March 24.

**HIGH SCHOOL:** Ranked as the 23rd best player in Ontario and second-best second baseman by Prep Baseball Report and ranked as 22nd best player by Perfect Game ... earned All-Region Honorable Mention honors as a senior ... played for the Ontario Blue Jays, one of Canada's premier travel organizations ... helped the Blue Jays to a Baseball's Elite Summer Tournament (B.E.S.T.) National Championship in 2016 and the team finished the year ranked No. 17 according to Perfect Game ... led the team to a 2016 Canadian Premier Baseball League (CPBL) championship ... also competed in one year of basketball and three years of track and field ... reached the Ontario Federation of School Athletic Associations (OFSAA) meet his senior year in the 4x400m relay ... made the Honor Roll all four years.

**PERSONAL:** Son of Robert Leggo and Lisa Voll-Leggo ... birthday is Nov. 11 ... majoring in nursing ... enjoys watching movies, playing ping pong, and exploring nature.


### Leggo CAREER HIGHS

- Hits:** 2 -at Missouri State
- Doubles:** 0
- Triples:** 1- at South Ala (4/18/18)
- HR:** 1- at Ole Miss (4/18/18)
- Total Bases:** 4 - at Ole Miss (4/18/18)
- RBI:** 2- South Ala (4/28/18)
- Runs:** 2- at Missouri State(3/21/18)  
Monroe (3/24/18)
- Walks:** 2- at Missouri (3/21/18)  
at Monroe (3/24/18)
- HBP:** 1- 6 times
- SB:** 1- at Monroe (3/23/18)
- Chances:** 3- at Monroe (3/21/18)
- Putouts:** 3- at Monroe, (3/24/18)
- Assists:** 1- at Ole Miss, (4/18/18)

### CAREER STATISTICS

	AVG	GP-GS	AB	R	H	2B	3B	HR	RBI	TB	SLG%	BB	HBP	SO	OB%	SB-AT
2018	.196	27-10	56	8	11	0	1	1	7	16	.286	7	6	23	.343	0-1
2017	.186	30-19	70	8	13	3	0	0	3	16	.229	7	3	24	.288	2-2
<b>Totals</b>	<b>.186</b>	<b>30-19</b>	<b>70</b>	<b>8</b>	<b>13</b>	<b>3</b>	<b>0</b>	<b>0</b>	<b>3</b>	<b>16</b>	<b>.229</b>	<b>7</b>	<b>3</b>	<b>24</b>	<b>.288</b>	<b>2-2</b>





## KYLE MACDONALD

**FIRST BASEMAN | 6-3 | 240**  
**SENIOR | MISSISSAUGA, ONTARIO**  
**ST. PAUL CATHOLIC HS**



**JUNIOR SEASON (2018):** Played and started in 51 of team's 52 games ... earned Sun Belt Conference Newcomer of the Year honors and was a All-SBC Second Team selection ... picked up All-Central Region First-Team accolades from the ABCA to become 12th player at A-State to earn the award ... led the team in a number of offensive categories including runs (50), hits (66), homers (15), RBI (50), total bases (127), and walks (39) ... hit a team-best .346, which ranked as third best in the SBC ... posted a team-high .464 on-base percentage, which was the best in the league and 47th highest in the country ... registered a slugging percentage of .665 that was first in the Sun Belt, 22nd best in the nation, and seventh best in school history ... his 15 home runs are tied for the second most in a season in A-State history ... his 50 runs batted in were the 10th best in school history, while the 127 total bases tied for eighth most ... also hit 12 doubles, two triples, was hit by five pitches, and had two sacrifice flies, while posting a .982 fielding percentage ... hit .358 in league play with a .489 on-base percentage and .736 slugging percentage ... 10 home runs and 39 RBI came during SBC contests ... named to All-Arkansas Collegiate Team ... led the team in multiple-hit games with 20 and multiple-RBI games with 12 ... ended the season with an 11-game on-base streak ... posted season-high four hits in two games at Missouri (March 21) and at ULM (March 24) ... hit two home runs in back-to-back games versus Ole Miss (May 15) and at Little Rock (May 17) ... hit two doubles against Coastal Carolina March 17 ... recorded eight total bases three times in games at ULM (March 24), versus Ole Miss (May 15), and at Little Rock (May 17) ... knocked in four runs versus Coastal Carolina March 17 and at Georgia State April 7 ... scored a season-best three runs four times and also walked three times in four different games ... was intentionally walked seven times.

**CROWDER COLLEGE (2015-17):** Played two seasons at Crowder College in Neosho, Mo., after redshirting ... hit .343 with an on-base percentage of .449 and slugging percentage of .624 as a redshirt sophomore ... swatted 15 long balls, which were a BBCOR record for Crowder, along with 21 doubles and a triple while driving in 73 runs in 2017 ... he scored 68 runs, walked 43 times, and stole nine bases during 2017 campaign ... helped the Roughriders to the National Junior College Athletic Association (NJCAA) World Series where Crowder finished sixth ... team was also Region XVI champs and South Central District Champs ... hit .310 with five homers and 37 RBI as a redshirt freshman in 2016 as the team went 40-22 ... named to Dean's List in fall of 2016

**HIGH SCHOOL:** Prepped at St. Paul Catholic Secondary School ... team captain senior season and helped lead the Wolverines to a provincial championship ... also helped the hockey squad to two provincial championships ... also played golf, badminton, basketball, volleyball, and lacrosse during high school years.

**PERSONAL:** Son of Kirk and Arlene MacDonald ... birthday is June 17 ... majoring in general studies ... enjoys playing golf in spare time.

### MacDonald CAREER HIGHS

- Hits:** 4 - at Missouri (3/21/18)
- Doubles:** 2 - Coastal Carolina (5/17/18)
- Triples:** 1 - at South Alabama (4/28/18),  
at Missouri (5/20/18)
- HR:** 2 - at Ole Miss (5/15/18), at Little  
Rock (5/17/18)
- Total Bases:** 8 - at Monroe (5/24/18),  
Ole Miss (5/15/18), at Little Rock  
(5/17/18)
- RBI:** 4+ at Georgia State (4/7/18),  
Coastal Carolina, (5/17/18)
- Runs:** 3 - 4 times
- Walks:** 3 - 4 times
- HBP:** 1 - 5 times
- SB:** 0
- Chances:** 0
- Putouts:** 16 - at Little Rok (5/18/18)
- Assists:** 3 - Troy (4/21/18),  
Coastal Carolina (3/16/18)

### CAREER STATISTICS

	AVG	GP-GS	AB	R	H	2B	3B	HR	RBI	TB	SLG%	BB	HBP	SO	OB%	SB-AT
2018	.346	51-51	191	50	66	12	2	15	50	127	.665	39	5	46	.464	0-0
<b>Totals</b>	<b>.346</b>	<b>51-51</b>	<b>191</b>	<b>50</b>	<b>66</b>	<b>12</b>	<b>2</b>	<b>15</b>	<b>50</b>	<b>127</b>	<b>.665</b>	<b>39</b>	<b>5</b>	<b>46</b>	<b>.464</b>	<b>0-0</b>





## NATE ALBERIUS

RHP | L/L | 6-0 | 200  
 SENIOR | LITTLE ROCK, ARK.  
 LITTLE ROCK CHRISTIAN HS



**JUNIOR SEASON (2018):** Made 14 starts, tied for the team lead, with the second most innings pitched on the team with 81.1 ... won a team-best six games with a 6-4 record and pitched to a 4.43 ERA ... struck out 54 and walked 22 ... held opposing hitters to a .246 average ... tied for the team best with nine quality starts on the year ... tossed two complete games (vs Louisiana, 3/30 and at Little Rock, 5/18) ... won the Sun Belt Pitcher of the Week on May 1 after tossing 8.1 innings in a win at South Alabama April 28 after he allowed three runs on five hits ... made five midweek game starts, with the first four being quality starts, before moving into the weekend rotation against ULM March 24 ... stuck out a season-high 11 with no walks against UT Martin March 6 in seven innings ... pitched seven shutout innings against Mississippi Valley State, a game which the Red Wolves went on to win 9-0, one of two shutouts on the year.

**CROWDER COLLEGE (2017):** Tossed 35.2 innings with a 3-1 record, one save, and a 2.52 ERA for the Roughriders, who went 54-14 and advanced to the National Junior College Athletic Association World Series ... posted 28 strikeouts against 12 walks and only gave up three extra-base hits.

**UNIVERSITY OF ARKANSAS (2016):** Did not play for the Razorbacks in 2016.

**JACKSON STATE COMMUNITY COLLEGE (2015):** Infielder at JSCC where he hit .307 with a .456 slugging percentage ... also scored 29 runs, drove in 20 runs ... hit six doubles, one triple, and three home runs ... stole four bases.

**HIGH SCHOOL:** Four-year letterman at Little Rock Christian ... went 12-1 with a 1.08 ERA as a senior for the Warriors and batted .387 with 29 RBI and 12 doubles ... was named 5A Pitcher of the Year in 2014 ... played in the Arkansas Activities Association All-Star Game ... went 10-2 with a 1.87 ERA as a junior in 2013 and batted .426 with 50 RBI and 15 doubles ... as a sophomore, went 5-2 with a 2.89 ERA and hit .327 with 23 RBI and eight doubles ... two-time Arkansas Democrat Gazette All-State selection ... also played golf and football ... two-time academic honor roll.

**PERSONAL:** Birthday is Aug. 5 ... son of Lisa and Randy Alberius ... majoring in general studies with an emphasis in agriculture, communications, and marketing ... enjoys hunting and fishing.


### Alberius CAREER HIGHS

**IP:** 9.0 - Louisiana (3/30/18),  
 at Little Rock (5/18/18)  
**Strikeouts:** 11 - UT martin (3/6/18)  
 Last at App. St. (4/30/16)  
**BF:** 33 - at South Ala (4/28/18),  
 Louisiana (5/30/18)  
**Chances:** -  
**Putouts:** 1 - Troy (4/21/18),  
 at Little Rock (5/18/18)  
**Assists:** 3 - at Little Rock (5/18/18)  
**Runners CS:** 1 - at Missouri (5/20/2018),  
 Texas State (5/5/2018)

### CAREER STATISTICS

	ERA	W-L	AP	GS	CG	SV	IP	H	R	ER	BB	SO	BF	AVG	WP	HB
2018	4.43	6-4	14	14	2	0/1	81.1	76	50	40	22	54	349	.246	7	8
<b>Totals</b>	4.43	6-4	14	14	2	0/1	81.1	76	50	40	22	54	349	.246	7	8





# JUSTIN FELIX

**C | R/R | 6-1 | 205 | SENIOR | NOGALES, ARIZ. | NOGALES HS  
NEW MEXICO MILITARY INSTITUTE**



**JUNIOR SEASON (2017):** Played in 54 of team's 55 games with 54 starts (51 at catcher and three at DH) ... recorded a .257 batting average and led the team with eight homers and 46 RBI with the 46 runs batted in tying for seventh most in the conference ... registered an on-base percentage of .392 and slugged .466 ... second on the team with 14 doubles and also had a triple as he racked up the second most total bases on the team with 89 ... second on the team with 35 walks and was hit by nine pitches ... 2-for-2 stealing bases and scored 38 runs ... caught 12 runners stealing ... tallied season-high three hits twice with first coming against NYIT Feb. 18 in game one of a doubleheader along with a season-best five RBI with other three-hit effort on April 22 versus South Alabama ... hit a season-high two doubles at Northwestern State Feb. 25 ... scored three runs in three different games ... tied the school record for walks with four twice (Feb. 19 vs. NYIT and vs. Little Rock May 18) ... hit by a pitch twice in two games ... had three assists twice (April 25 versus Memphis and May 12 at Georgia Southern) ... posted 14 multiple-hit games and led team with 14 multiple-RBI games ... had a 12-game on-base streak during the season which was tied for third longest on team.

**NEW MEXICO MILITARY INSTITUTE (2015-16):** Played two years for the Broncos ... led the team with a .395 batting average to go along with team-bests in on-base percentage (.465) and slugging percentage (.811) as a sophomore in 2016 ... named All-Western Junior College Athletic Conference ... tied for the team lead in homers with 17 and second with 64 RBI (second-most in school history for a single season) ... added 14 doubles, six triples, and 57 runs scored ... finished third in school history in career home runs ... named the 2016 Most Improved Athlete ... graduated with honors.

**HIGH SCHOOL:** Selected as the Spring Male Athlete of the Year at Nogales (Ariz.) High School ... Honorable Mention All-Conference as a junior in 2013 and First-Team All-Conference in 2014 ... team captain as a senior ... led the Apaches to a Division II state runner-up finish ... three-year letterman for baseball ... also played football and won the 2010 Dedication Award in football.

**PERSONAL:** Son of Carlos and Monica Felix ... majoring in criminal justice ... birthday is Jan. 17 ... enjoys sports.

## FELIX CAREER HIGHS

- Hits:** 3 - Twice  
Last USA (4/22/17 G1)
- Doubles:** 2 - at NWST (2/25/17)
- Triples:** 1 - GSU (4/8/17)
- HR:** 1 - Eight Times  
Last at App. St. (4/28/17)
- Total Bases:** 6 - Twice  
Last USA (4/22/17 G1)
- RBI:** 5 - NYIT (2/18/17 G1)
- Runs:** 3 - Three Times  
Last vs GSU (5/25/17)
- Walks:** 4 - Twice  
Last LR (5/18/17)
- HBP:** 2 - Twice  
Last LR (5/18/17)
- SB:** 1 - Twice  
Last at App. St. (4/29/17)
- Chances:** 21 - LR (5/18/17)
- Putouts:** 20 - LR (5/18/17)
- Assists:** 3 - Twice  
Last at GASO (5/12/17)

## CAREER STATISTICS

	AVG	GP-GS	AB	R	H	2B	3B	HR	RBI	TB	SLG%	BB	HBP	SO	OB%	SB-AT
2018																
2017	.257	54-54	191	38	49	14	1	8	46	89	.466	35	9	47	.392	2-2
<b>Totals</b>	<b>.257</b>	<b>54-54</b>	<b>191</b>	<b>38</b>	<b>49</b>	<b>14</b>	<b>1</b>	<b>8</b>	<b>46</b>	<b>89</b>	<b>.466</b>	<b>35</b>	<b>9</b>	<b>47</b>	<b>.392</b>	<b>2-2</b>



# RETURNING PLAYERS



# JACOB JABLONSKI

INFIELDER | 6-0 | 190 | SOPHOMORE  
PALMDALE, CALIF. | PARACLETE HS



**FRESHMAN SEASON:** Made 30 starts and played in 39 games total ... saw time at third base and shortstop ... hit .187 with a .307 on-base percentage ... scored 10 runs and drove in eight with 30 total bases ... walked 17 times, was hit by two pitches, had three sacrifice bunts, one sacrifice fly and was 1-of-2 stealing bases ... swatted five doubles, a triple, and a home run ... had 60 assists and 24 putouts defensively ... had five two-hit efforts with the first coming against UT Martin March 6 and the last coming against Ole Miss May 15 ... scored a season-high four runs against the Skyhawks March 6 and drove in a career-best three runs against the Rebels May 15 ... also posted a career-best six total bases against Ole Miss May 15 with four coming on his only home run of the season ... hit only triple of season at Ole Miss April 18 ... stole only base of season against Southern Illinois March 13 ... tallied a season-best three putouts at Ole Miss April 18 and season-high five assists against UT Arlington in the SBC Tournament May 22.

**HIGH SCHOOL:** Four-year letterman for Paraclete High School ... named All-League all four seasons, including First-Team All-Gold Coast League as a junior and senior ... named the Defensive Player of the Year for the league and earned Second-Team All-Conference honors ... helped the Spirits to the Gold Coast League Championship all four seasons ... team advanced to the California Interscholastic Federation Southern Section Division 3 semifinals in 2017 ... named an alternate for the USA Junior Olympic Team ... elected class president three times and president of entire student body as a senior ... earned the City of Lancaster 2016 Teen Spotlight award for community service ... made the Principal's List and Honor Roll.

**PERSONAL:** Son of Marilyn and Warren Jablonski ... birthday is on Feb. 5 ... majoring in communications ... likes to play sports and video games along with going to the beach and hanging out with friends.

## Jablonski CAREER HIGHS

- Hits:** 2- 5 times
- Doubles:** 1- 5 times
- Triples:** 1- at Ole Miss (4/18/18)
- HR:** 1 - Ole Miss (5/15/18)
- Total Bases:** 6 - Ole Miss (5/15/18)
- RBI:** 3 -Ole Miss (5/15/18)
- Runs:** 4 - UT Martin (5/6/18)
- Walks:** 2- UT Martin (3/6/18), SIU (3/13/18)
- HBP:** -
- SB:** 1 - at New Orleans (3/3/18) SIU (5/8/18), UT Arlington (5/22/18)
- Chances:** -
- Putouts:** 3 - at ole Miss (4/18/18)
- Assists:** 5- vs UT Arlington (5/22/18)

### CAREER STATISTICS

	AVG	GP-GS	AB	R	H	2B	3B	HR	RBI	TB	SLG%	BB	HBP	SO	OB%	SB-AT
2018	.187	39-30	107	10	20	5	1	1	8	30	.280	17	2	37	.307	1-2
<b>Totals</b>	.187	39-30	107	10	20	5	1	1	8	30	.280	17	2	37	.307	1-2





## CASEY VAUGHAN

**OUTFIELDER | R/R | 6-1 | 185**  
**RS-JUNIOR | CABOT, ARK.**  
**CROWDER CC | CABOT HS**



**REDSHIRT JUNIOR SEASON (2018):** Played in 42 games with 38 starts in the corner outfield and designated hitter ... hit .275, third highest average on the team, with a .304 mark in league play ... walked 15 times and was hit by eight pitches to post a .379 on-base percentage ... had 38 hits with six doubles, two triples, and a home run for 51 total bases ... scored 24 runs, while he drove in 11 ... had two steals in three attempts ... led the team with six outfield assists ... tied for the team lead in sacrifice bunts with five ... posted a career-best three hits five times, the first versus Louisiana-Lafayette March 29, while the last came May 22 against UT Arlington in the Sun Belt Conference Tournament ... posted a career-best six total bases in the SBC Tourney game against UTA with a double and a triple ... hit lone home run of season at ULM March 24 and also scored a career-high five runs ... registered a career-best four RBI versus Georgia Southern May 11 ... tied a career high with two walks at ULM March 24 ... threw out runners at the plate from left field against Georgia State April 8 and Troy April 21.

**JUNIOR SEASON (2017):** Played in 11 games with 11 starts all in the outfield or at DH before suffering a season-ending injury March 3 versus Cincinnati ... hit .281 with a .378 on-base percentage and .438 slugging percentage prior to injury ... swatted two doubles and a home run along with four RBI and five runs scored ... walked four times and was hit by a pitch ... 2-for-4 stealing bases ... nine putouts and one assist defensively ... season-high two hits in first game of Feb. 18 doubleheader versus NYIT ... season-best two RBI the following day on Feb. 19 against the Bears of NYIT ... walked twice for season high against NYIT in the second game of the Feb. 18 doubleheader ... hit a solo home run at Ole Miss Feb. 21 ... stole a base in second game of Feb. 18 doubleheader against NYIT and another at Northwestern State Feb. 26 ... had a three-game hit streak at time of injury.

**CROWDER COLLEGE (2014-16):** Hit .320 as a freshman in 2014 as the Roughriders were NJCAA Region 16 champions ... injured in 2015 ... hit .319 with a .449 on-base percentage and .549 slugging percentage as a redshirt sophomore in 2016 ... had a team-best 12 homers and had the second most RBI on the team with 55 ... an outfielder by trade, he also led the team in walks (43) and steals (16) in 2016 ... selected to All-Region team and was named an Academic All-American.

**HIGH SCHOOL:** Four-year letterwinner for Cabot (Ark.) High School ... two-time all-conference selection ... MVP of the Central Arkansas All-Star Game ... team leader in home runs, stolen bases, and triples as a senior.

**PERSONAL:** Birthday is Aug. 15 ... son of Doug and Sheila Vaughan ... majoring in exercise science ... enjoys the outdoors.

### VAUGHAN CAREER HIGHS

- Hits:** 3 - 5 times
- Doubles:** 1 - 8 times  
Last Cincinnati (3/3/17)
- Triples:** 1 - at Little Rock (5/19/18)  
vs UT Arlington (5/22/18)
- HR:** 1 - at Ole Miss (2/21/17)  
at Monroe (5/24/18)
- Total Bases:** 6 - at UT Arlington (5/22/18)
- RBI:** 4 - Georgia Southern (5/24/18)
- Runs:** 5 - at Monroe (3/24/18)
- Walks:** 2 - NYIT (2/18/17 G2)
- HBP:** 1 - NYIT (2/18/17 G1)
- SB:** 1 - 6 times
- Chances:** 5 - Troy (4/21/18),  
at South Ala. (4/27/18)
- Putouts:** 5 - at South Alabama (3/27/18)
- Assists:** 1 - 7 times

### CAREER STATISTICS

	AVG	GP-GS	AB	R	H	2B	3B	HR	RBI	TB	SLG%	BB	HBP	SO	OB%	SB-AT
2017	.281	11-11	32	5	9	2	0	1	4	14	.438	4	1	11	.378	2-4
2018	.275	42-38	138	24	38	6	2	1	11	51	.370	15	8	29	.379	2-3
<b>Totals</b>	<b>.281</b>	<b>11-11</b>	<b>32</b>	<b>5</b>	<b>9</b>	<b>2</b>	<b>0</b>	<b>1</b>	<b>4</b>	<b>14</b>	<b>.438</b>	<b>4</b>	<b>1</b>	<b>11</b>	<b>.378</b>	<b>2-4</b>



# RETURNING PLAYERS



## PAYTON LANNON

LHP | R/R | 6-1 | 190 | SENIOR |  
 BLYTHEVILLE, ARK. | ARMOREL HS  
 NORTHEAST MISSISSIPPI CC



**JUNIOR SEASON (2018):** Appeared in 16 games, all out of the bullpen ... tossed 12.1 innings with an 0-3 record and 13 strikeouts against 15 walks ... pitched to a 17.51 ERA and had a hold against SEMO with a perfect inning Feb. 20 ... pitched in one of A-State's two shutouts Feb. 16 against Illinois State ... threw a career-best two innings against Ole Miss May 15 and faced 12 batters ... notched a season-best two strikeouts in four different contests.

**NORTHEAST MISSISSIPPI COMMUNITY COLLEGE (2017):** Played at Northeast Mississippi as a sophomore ... made 21 for the Tigers and tossed 19 innings with 18 punch outs.

**CROWDER COLLEGE (2016):** Tossed 5.1 innings for the Roughriders with 5 strikeouts in four appearances ... didn't allow a run in three of the four outings.

**HIGH SCHOOL:** Prepped at Armorel High School ... named All-Conference, All-State, and All-State Tournament from 2013-15 ... helped the Tigers win the 2015 Class A State Championship ... also played basketball.

**PERSONAL:** Son of Jason Lannon and Jena Winters ... majoring in criminology ... birthday is June 30 ... enjoys baseball and playing video games.

### Lannon CAREER HIGHS

**IP:** 2.0 - Ole Miss (5/15/18)  
**Strikeouts:** 2 - 4 times  
**BF:** 12 - at Missouri (3/21/18)  
**WA:** 4 - at Missouri (5/21//18)  
**Chances:** 2 - Four Times  
 Last at TXST (3/31/17 G1)  
**Putouts:** 1 - Eight Times  
 Last vs GSU (5/25/17)  
**FC:** 1- at Missouri State (5/11/18),  
 Ole Miss (5/15/18)

### CAREER STATISTICS

	ERA	W-L	APP	GS	CG	SV	IP	H	R	ER	BB	SO	BF	AVG	WP	HB
2018	17.51	0-3	16	0	0	0	12.1	19	26	24	15	13	75	.358	4	4
<b>Totals</b>	17.51	0-3	16	0	0	0	12.1	19	26	24	15	13	75	.358	4	4



# RETURNING PLAYERS



## BRANDON STUCKENSCHNEIDER

LHP | L/L | 6-0 | 215

RS-SOPHOMORE | POPLAR BLUFF MO.  
POPLAR BLUFF HIGH SCHOOL

# 18

**REDSHIRT SOPHOMORE SEASON (2018):** Injured in fall and did not play in the 2018 season.

**REDSHIRT FRESHMAN SEASON (2017):** Made 20 appearances with one start ... totaled a 3.69 ERA with a 1-0 record in 31.2 innings ... struck out 21 while handing out 24 walks ... held opposing hitters a .262 average ... earned win at Memphis April 11 after going season-long 4.1 innings on a pitch count with three runs allowed (two earned) on four hits with four walks and four punch outs, also a season high ... faced season-high 21 batters three times ... had two assists at Northwestern State Feb. 25 ... went four innings in SBC Tournament semifinals against South Alabama May 27 and allowed just one unearned run on three hits with five walks and three strikeouts.

**FRESHMAN SEASON (2016):** Redshirted during his true freshman season.

**HIGH SCHOOL:** Three-time, first-team All-Conference selection and four-time, first-team All-District at Poplar Bluff High School ... Southeast Missouri Conference Player of the Year in 2015 ... named the Class 5 District I Player of the Year in 2015 ... registered a 0.61 ERA with a 6-0 record as a junior ... had a 0.84 ERA with a 7-1 record and 71 strikeouts in 49.2 innings as a senior in 2015 ... had a career batting average of .373 ... also played basketball ... top five in class academically ... four-time academic letterman at PBHS ... played summer baseball for the St. Louis Gamers and was coached by former A-State baseball player Matt Whiteside.

**PERSONAL:** Son of Brad and Kim Stuckenschneider ... birthday is Sept. 12, 1996 ... undecided on a major ... enjoys singing.

### STUCKENSCHNEIDER CAREER HIGHS

**IP:** 4.1 - at Mem. (4/11/17)  
**Strikeouts:** 4 - at Mem. (4/11/17)  
**BF:** 21 - vs USA (5/27/17)  
**Chances:** 2 - at NWST (2/25/17)  
**Putouts:** 1 - Twice  
 Last vs USA (5/27/17)  
**Assists:** 2 - at NWST (2/25/17)

### CAREER STATISTICS

	ERA	W-L	AP	GS	CG	SV	IP	H	R	ER	BB	SO	BF	AVG	WP	HB
2017	3.69	1-0	20	1	0	0	31.2	32	22	13	24	21	150	.262	6	3
2018	-	-	-	-	-	-	-	-	-	-	-	-	-	-	-	-
<b>Totals</b>	<b>3.69</b>	<b>1-0</b>	<b>20</b>	<b>1</b>	<b>0</b>	<b>0</b>	<b>31.2</b>	<b>32</b>	<b>22</b>	<b>13</b>	<b>24</b>	<b>21</b>	<b>150</b>	<b>.262</b>	<b>6</b>	<b>3</b>



# RETURNING PLAYERS



## CARTER HOLT

RHP | R/R | 6-5 | 225  
 SOPHOMORE | JACKSON, TENN.  
 JACKSON CHRISTIAN SCHOOL

# 23

**FRESHMAN SEASON (2018):** Tossed 42.1 innings in 13 appearances, including six starts ... registered a 1-3 record with a 6.80 ERA and had 20 strikeouts against 28 walks ... tossed a season-best five innings in two outings (vs. UCA April 25 and Georgia Southern May 13) ... struck out a season-high three in a relief outing against Coastal Carolina March 17 ... earned first career win against Central Arkansas April 25 with five innings pitched and three runs allowed (two earned) on five hits with two walks and two strikeouts ... made first career start against Memphis April 11 and gave up five runs, but all were unearned, in four innings ... faced a season-high 25 batters at Missouri March 20.

**HIGH SCHOOL:** Four-year letter winner at Jackson Christian School in Jackson, Tenn. ... Three-time All-District selection for the Eagles and two-time All-State performer ... selected as the 2016 All-West Tennessee Player of the Year ... earned the 2017 All-West Tennessee Hitter of the Year award after hitting .506 as a senior with 12 doubles, six home runs, and 28 RBI ... pitched to an 0.86 ERA as a senior in limited action ... went 12-2 as a junior with a 1.11 ERA and 94 strikeouts and helped the Eagles to the Class A State Tournament semifinals ... part of a state championship team as a freshman ... member of National Honor Society.

**PERSONAL:** Son of Brent and Luanne Holt ... majoring in accounting ... birthday is April 13 ... enjoys hanging out with friends, playing video games, and kayaking.

### Holt CAREER HIGHS

**IP:** 5.0 - Central Arkansas (4/25/18), Georgia Southern (5/13/18)  
**Strikeouts:** 3 - Coastal Carolina (3/17/18), at Missouri State (3/17/18)  
**BF:** 25 - at Missouri (3/20/18)  
**Putouts:** 1 - at Ole Miss (4/18/18), at South Ala (4/29/18), at LR (5/18)  
**Assists:** 2 - Central Arkansas (4/25/18), at Missouri (3/20/18), at Little Rock (5/19/18)

### CAREER STATISTICS

	ERA	W-L	AP	GS	CG	SV	IP	H	R	ER	BB	SO	BF	AVG	WP	HB
2018	6.80	1-3	13	6	0	0	42.1	47	39	32	28	20	204	.294	5	9
<b>Totals</b>	<b>6.80</b>	<b>1-3</b>	<b>13</b>	<b>6</b>	<b>0</b>	<b>0</b>	<b>42.1</b>	<b>47</b>	<b>39</b>	<b>32</b>	<b>28</b>	<b>20</b>	<b>204</b>	<b>.294</b>	<b>5</b>	<b>9</b>



# RETURNING PLAYERS



## CULLEN RAY

**CATCHER | R/R | 6-2 | 205**  
**SOPHOMORE | GERMANTOWN, TENN.**  
**HOUSTON HIGH SCHOOL**

# 25

**SOPHOMORE SEASON (2018):** Started 45 games at catcher and saw action in 47 total games ... hit .205 with a .283 on-base percentage and .288 slugging percentage ... fifth on the team with 26 RBI ... registered 42 total bases with three doubles and three homers ... scored 22 runs, walked 11 times, and was hit by six pitches ... led the team with three sacrifice flies and also had four sacrifice bunts ... hit .226 in SBC play ... threw out seven runners attempting to steal ... posted a career-best three hits in three different contests (at Missouri State March 11, at ULM March 24, and at South Alabama April 27) ... first career home run came against UT Martin March 6 ... also swatted homers at ULM March 24 and at Little Rock May 17 ... recorded a career-high seven total bases at ULM March 24 ... claimed a career-best five RBI versus UTM March 6 ... scored a season-high four runs against ULM March 24 ... caught two runners stealing against Louisiana-Lafayette March 29.

**FRESHMAN SEASON (2017):** Made eight appearances as a true freshman ... collected one hit in six at-bats ... struck out twice ... claimed six putouts and one assist at catcher ... lone hit came against NYIT in the first game of a doubleheader Feb. 18 as a pinch hitter.

**HIGH SCHOOL:** Four-year letterman for Houston High School in Germantown, Tenn. ... named All-Metro all four seasons ... ranked as the third-best catcher and 26th-best overall player in Tennessee by Prep Baseball Report ... led HHS in hitting as a sophomore in 2014 ... selected as a Super Sophomore by the Tennessee Baseball Coaches Association in 2014 ... was injured some as a junior and senior ... named to the West Tennessee All-Star Team ... Perfect Game Preseason All-American.

**PERSONAL:** Son of Mike and Billie Ray ... father, Mike, played football at A-State from 1987-89 ... birthday is December 28 ... brother, Conrad, is also a member of the Red Wolves baseball team ... undecided on a major ... enjoys fishing.

### RAY CAREER HIGHS

**Hits:** 3- South Ala, (4/27/18), at Missouri State (3/11/18)  
**Doubles:** 1 -Central Arknasas (4/25/18), at Missouri State (3/11/18), Monroe (3/24/18)  
**HR:** 1 -UT Martin (3/6/18), at Monroe at Little Rock (5/17/18)  
**Total Bases:** 7 - at Monroe (3/24/18)  
**RBI:** 5 - UT Martin (3/6/18)  
**Runs:** 4 -Monroe (3/24/18)  
**Walks:** 1 -11 times  
**HBP:** 1- 6 times  
**SB:** 1- 4 times  
**Chances:** 18 - Louisiana (3/29/18)  
**Putouts:** 15 - Louisiana (3/29/18)  
**Assists:** 3 - Louisiana (3/29/18)

### CAREER STATISTICS

	AVG	GP-GS	AB	R	H	2B	3B	HR	RBI	TB	SLG%	BB	HBP	SO	OB%	SB-AT
2017	.167	8-0	6	0	1	0	0	0	0	1	.167	0	0	2	.167	0-0
2018	.205	47-45	146	22	3	3	0	3	26	42	.288	11	6	43	.283	0-0
<b>Totals</b>	<b>.204</b>	<b>55-45</b>	<b>152</b>	<b>22</b>	<b>31</b>	<b>3</b>	<b>0</b>	<b>3</b>	<b>26</b>	<b>43</b>	<b>.283</b>	<b>11</b>	<b>6</b>	<b>45</b>	<b>.279</b>	<b>0-0</b>





## DREW TIPTON

**OUTFIELDER | R/R | 5-10 | 165**  
**JUNIOR | BRYANT, ARK.**  
**BRYANT HIGH SCHOOL**

# 26

**REDSHIRT SOPHOMORE SEASON (2018):** Played in 46 games with 44 starts, all in centerfield ... hit .265 on the year with 44 hits, including 15 doubles and a home run ... the 15 doubles were the second most on the team ... scored the third most runs on the team with 32 ... drove in 13 runs and had 62 total bases ... posted a .364 on-base percentage with 20 walks and seven hit-by-pitches ... second on the team with eight steals in nine attempts ... posted a .982 fielding percentage ... hit two doubles in two different contests (versus Troy April 21 and at Little Rock May 19) ... registered a career-best seven total bases at UTA April 15 ... scored a career-high three runs against UCA April 25 ... swatted a walk-off single against SIU March 13 ... had a season-high three hits in three different contests (at Missouri State March 10, versus Southern Illinois March 13, and at UT Arlington April 15) ... season-best two RBI against SIU March 13 ... posted 10 multiple-hit games ... recorded a 16-game hit streak during the season, tied for 13th longest in school history.

**REDSHIRT FRESHMAN SEASON (2017):** Played in 51 games with 46 starts (all but one in left field) ... hit .261 with seven doubles, one triple, and four homers ... drove in 21 runs and posted an on-base percentage of .368 and slugging percentage of .399 ... walked 16 times and hit by a pitch on 11 different occasions ... scored 34 runs, had four sacrifice bunts, and was successful on seven of eight attempts stealing bases ... made two errors and tallied a .978 fielding percentage ... posted eight multiple-hit games and four multiple-RBI games with a season-high five RBI effort May 25 versus Georgia State in the opening round of the Sun Belt Conference Tournament ... hit the team's only grand slam of the season in the May 25 game versus the Panthers ... recorded season-high three hits three separate times (April 1 at Texas State, May 5 vs. UTA, and May 19 versus Little Rock) ... had six total bases in the May 25 game versus Georgia State and also at Texas State April 1 for season best ... scored season-high two runs in 10 games ... stole two bases at Northwestern State Feb. 24 ... put away season-high six putouts May 18 versus Little Rock ... ended season on a seven-game hit streak.

**FRESHMAN SEASON (2016):** Redshirted during true freshman season.

**HIGH SCHOOL:** Prepped at Bryant High School in Bryant, Ark. and was a member of the 2012 and 2014 Hornets' 7A state championship teams ... 2015 First-Team Louisville Slugger All-American and 2014 Second-Team Louisville Slugger All-American ... All-Conference as a junior and senior ... selected to play in the 2015 Arkansas Activities Association All-Star game ... participated in the Xtra Innings Classic ... hit .384 as a junior with 26 RBIs and 16 steals to go along with 30 runs scored ... also played football at BHS ... member of National Honor Society.

**PERSONAL:** Son of Chris and Heather Tipton and Paula and Cris Thompson ... born February 11, 1997 ... undecided on a major ... enjoys playing video games in his spare time.

### TIPTON CAREER HIGHS

- Hits:** 3 - 6 Times
- Doubles:** 2 - Troy (4/21/18)  
Last vs UTA (5/26/17)
- Triples:** 1 - Cincinnati (3/4/17)
- HR:** 1 - Five Times  
Last vs GSU (5/25/17)
- Total Bases:** 7 - at UT Arlington (4/15/18)  
Last vs GSU (5/25/17)
- RBI:** 5 - vs GSU (5/25/17)
- Runs:** 2 - 10 Times  
Last vs GSU (5/25/17)
- Walks:** 2 - Five Times  
Last at ULL (4/15/17)
- HBP:** 2 - at NWST (2/24/17)
- SB:** 2 - at NWST (2/24/17)
- Chances:** 6 - LR (5/18/17)
- Putouts:** 6 - LR (5/18/17)
- Assists:** 2 - Twice  
Memphis (4/11/18)

### CAREER STATISTICS

	AVG	GP-GS	AB	R	H	2B	3B	HR	RBI	TB	SLG%	BB	HBP	SO	OB%	SB-AT
2017	.261	51-46	153	34	40	7	1	4	21	61	.399	16	11	25	.368	7-8
2018	.265	46-44	166	32	44	15	9	1	13	62	.373	20	7	34	.362	8-9
<b>Totals</b>	<b>.263</b>	<b>97-90</b>	<b>319</b>	<b>66</b>	<b>84</b>	<b>22</b>	<b>1</b>	<b>5</b>	<b>34</b>	<b>123</b>	<b>.386</b>	<b>36</b>	<b>18</b>	<b>59</b>	<b>.366</b>	<b>15-17</b>





# CHASE NIX

LHP | R/L | 6-2 | 190  
 SOPHOMORE | BENTON, ARK.  
 BENTON HIGH SCHOOL

28

4 Appeared in 13 games, all in relief ... totaled 15.2 innings pitched with a 10.91 ERA with 15 strikeouts against 16 walks ... did not earn a decision ... registered one hold against Troy April 21 in the first game of a doubleheader ... did not allow a run in four outings ... tossed a season-high three innings against Ole Miss May 15 ... struck out a season-best two on four different occasions ... threw a perfect inning against Ole Miss April 18 and only needed six pitches to retire the side,

**FRESHMAN SEASON (2017):** Made 12 appearances on the bump for the Red Wolves, all in relief ... pitched to a 5.82 ERA with 12 strikeouts and 14 walks in 17 innings ... was 0-1 and held opposing batters to a .242 average ... didn't allow a run in four outings ... lasted a season-best four innings at Texas State March 31 in the second game of a doubleheader ... struck out a season-high three twice vs. Missouri State March 1 and Louisiana Tech March 10 in game one of a doubleheader ... only decision came at SEMO April 5 when he gave up three runs in one inning.

**HIGH SCHOOL:** Four-year letterman at Benton (Ark.) High School ... ranked by Prep Baseball Report as the ninth-best LHP in the state of Arkansas ... attended the Xtra Innings All-Star Classic in the summers prior to his junior and senior seasons ... named all-conference in both 2014 and 2015, along with an all-state selection in 2014 and all-state tournament team honor in 2015 ... helped the Panthers to a 6A South Conference Championship as a senior and appearance in the state tournament quarterfinals ... earned all-state honors as a senior in 2016.

**PERSONAL:** Son of Heath and Laura Nix ... birthday is April 9 ... twin brother Colten is also a member of the Red Wolves ... majoring in civil engineering.

### NIX CAREER HIGHS

- IP:** 4 - at TXST (3/31/17)
- Strikeouts:** 3 - La. Tech (3/10/17)
- BF:** 21 - at TXST (3/31/17)
- Chances:** 1 - Five Times  
Last USA (4/22/17)
- Putouts:** 1 - USA (4/22/17)
- Assists:** 1 - Five Times  
Last at SEMO (4/5/17)

### CAREER STATISTICS

	ERA	W-L	AP	GS	CG	SV	IP	H	R	ER	BB	SO	BF	AVG	WP	HB
2017	5.82	0-1	12	0	0	0	17.0	16	15	11	14	12	87	.242	1	4
2018	10.91	0-0	13	0	0	0	15.2	21	26	19	16	15	90	.309	2	4
<b>Totals</b>	<b>8.27</b>	<b>0-1</b>	<b>25</b>	<b>0</b>	<b>0</b>	<b>0</b>	<b>32.2</b>	<b>37</b>	<b>41</b>	<b>30</b>	<b>30</b>	<b>27</b>	<b>177</b>	<b>.276</b>	<b>3</b>	<b>8</b>



# RETURNING PLAYERS



## ZACHARY PATTERSON

RHP | R/R | 6-1 | 200  
RS-JUNIOR | CABOT, ARK.  
CABOT HIGH SCHOOL

# 32

### PATTERSON CAREER HIGHS

**IP:** 5.1 - MVSU (2/22/17)  
**Strikeouts:** 5 - NYIT (2/18/17 G1)  
**BF:** 23 - MVSU (2/22/17)  
**Chances:** 2 - Mo. St. (3/1/17)  
**Putouts:** 1 - South Alabama (4/29/17),  
at Central Arkansas (5/8/18)  
**Assists:** 2 - Mo. St. (3/1/17)

**REDSHIRT JUNIOR SEASON (2018):** Totaled 12 appearances with four starts ... pitched to a 8.67 ERA in 27 innings ... struck out 23, while issuing 21 walks ... went 0-4 ... tossed a career-high 5.1 innings at Memphis April 10 with two runs allowed on three hits ... struck out a season-best four in three contests (vs. Illinois State Feb. 18, at Memphis April 10, and versus Georgia Southern May 12) ... didn't allow an earned run in four bullpen appearances.

**REDSHIRT SOPHOMORE SEASON (2017):** Made eight appearances with two starts ... registered a 1-2 record with the win coming against NYIT in his first appearance of the season on Feb. 18 in game one of a double-header ... pitched to a 7.85 ERA with 17 walks against 16 strikeouts in 18.1 innings ... two starts came against Mississippi Valley State (Feb. 22) and Missouri State (March 1) ... tossed a career-high five innings against MVSU ... set a career high with five strikeouts against NYIT Feb. 18 in four scoreless innings.

**REDSHIRT FRESHMAN SEASON (2016):** Made 10 appearances with three starts coming off an injury the previous year ... pitched to an 8.44 ERA in 16 innings pitched and had 21 strikeouts to 15 walks ... went 0-1 and allowed 21 hits while opposing batters hit .296 ... made first appearance in the second game of March 5 doubleheader versus Milwaukee and pitched a scoreless inning to finish the game ... didn't allow an earned run in first three appearances ... made first career start against Memphis May 10 and allowed one run (earned) on four hits with two walks and a career-high four strikeouts in a career-long four innings of work ... also made starts against Texas State May 15 and at Little Rock May 21.

**FRESHMAN SEASON (2015):** Redshirted during the 2015 season.

**HIGH SCHOOL:** Prepped at Cabot High School where he helped lead the Panthers to the class 7A state championship as a junior ... finished his junior campaign with a 1.83 ERA and named to the 7A-West all-conference team ... also earned all-tournament honors in the state championship as a junior ... helped Cabot reach the semifinal of the state tournament as a senior ... participated in the Central Arkansas All-Star after his senior season ... participated in the Xtra Innings Classic in Jonesboro ... played for the Rawlings Prospect summer league team in 2013 with current teammates Tyler Zuber and Bryan Ayers.

**PERSONAL:** Son of Lloyd and Amy Patterson ... born October 10, 1995 ... majoring in exercise science.

	CAREER STATISTICS															
	ERA	W-L	AP	GS	CG	SV	IP	H	R	ER	BB	SO	BF	AVG	WP	HB
2016	8.44	0-1	10	3	0	0	16.0	21	16	15	15	21	91	.296	8	4
2017	7.85	1-2	8	2	0	0	18.1	19	20	16	17	16	92	.284	0	3
2018	8.67	0-4	12	4	0	0	27	31	30	26	21	23	139	.292	4	2
<b>Totals</b>	<b>8.36</b>	<b>1-7</b>	<b>30</b>	<b>9</b>	<b>0</b>	<b>0</b>	<b>61.1</b>	<b>71</b>	<b>66</b>	<b>57</b>	<b>53</b>	<b>60</b>	<b>322</b>	<b>.291</b>	<b>12</b>	<b>9</b>





## JAYLON DESHAZIER

RHP | R/R | 6-2 | 210

SOPHOMORE | PINE BLUFF HS

PINE BLUFF, ARK.

# 34

**FRESHMAN SEASON (2018):** Played in 30 games with 19 starts with time seen in the outfield and at designated hitter ... hit .214 with two doubles, three homers, 15 RBI, and 14 runs scored ... burst onto the scene with seven RBI in his first start March 3 at New Orleans, which was the second most in school history ... also had season-high four hits and eight total bases, including a grand slam, against UNO March 3 ... scored a season-high three runs against UT Martin March 6 ... homered at Missouri State March 10 ... had a pinch-hit home run at ULM March 24 ... posted five multi-RBI games.

### Deshazier CAREER HIGHS

**Hits:** 4 - at New Orleans  
**Doubles:** 1 - at New Orleans (3/3/18),  
 UT Martin (3/6/18)  
**Triples:** -  
**HR:** 1 - at New Orleans (3/3/18),  
 at Mississippi State (3/10/18),  
 at Monroe (3/24/18)  
**Total Bases:** 8 - at New Orleans (3/3/18)  
**RBI:** 0  
**Runs:** 3 - UT Martin (3/6/18)  
**Walks:** 1 - 6 times  
**Putouts:** 4 - at New Orleans

**HIGH SCHOOL:** Four-year letter winner at Pine Bluff HS ... received All-Conference accolades all four seasons and garnered All-State during three campaigns ... posted a 3-5 record with a 3.30 ERA as a senior and had 61 strikeouts in 46.2 innings pitched ... also hit .302 during senior season with 15 RBI ... tossed 37.1 innings as a junior with 36 strikeouts against 13 walks ... hit .442 with 13 RBI during junior year ... ranked as the seventh-best player and second-best right-handed pitcher in Arkansas by Prep Baseball Report and ranked as the 102nd-best RHP in the nation ... played summer and fall baseball for the Extra Innings Sticks ... played the Arkansas Activities Association All-Star Game for the East squad.

**PERSONAL:** Birthday is Aug. 18 ... son of James and Debra Deshazier ... undecided on a major.

### CAREER STATISTICS

	AVG	GP-GS	AB	R	H	2B	3B	HR	RBI	TB	SLG%	BB	HBP	SO	OB%	SB-AT
2018	.214	30-19	70	14	15	2	0	3	15	26	.371	6	0	26	.276	0-0
<b>Totals</b>	.214	30-19	70	14	15	2	0	3	15	26	.371	6	0	26	.276	0-0





# JESSE KUTZKE

RHP | R/R | 6-1 | 200  
 JUNIOR | TOPEKA,. | ALLEN CC  
 SHAWNEE HEIGHTS HS



**Kutzke CAREER HIGHS**

**IP:** 2.0 - at New Orleans (3/2/18)  
**Strikeouts:** 2 - Southeast Missouri (2/20/18)  
**BF:** 12 - at New Orleans (3/2/18)  
**Chances:** 2 - at New Orleans  
**Assists:** 2 - at New Orleans

**JUNIOR SEASON (2018):** Made 10 appearances, all out of the bullpen ... second on the team with three saves ... recorded a 7.71 ERA and 1-1 record in 9.1 innings before a season-ending injury ... struck out 10 batters against seven walks ... lasted a career-high two innings twice (at UNO March 2 and at Missouri State March 10) ... punched out a season-best two versus SEMO Feb. 20 and at Missouri State March 10 ... picked up first save against Illinois State in the season opener Feb. 16 by getting the final two outs of the game ... also picked up the save at New Orleans March 4 and at Missouri State March 10 ... earned the win versus Southeast Missouri Feb. 20 ... didn't allow a run in five outings.

**ALLEN COMMUNITY COLLEGE (2016-17):** Pitched two seasons for the Red Devils ... tallied a 4-4 record and had 84 strikeouts against 13 walks with a 5.65 ERA in 63.2 innings pitched as a sophomore ... named the March Athlete of the Month for Allen Community College ... Honorable Mention All-Kansas Jayhawk Community College Conference selection ... registered a 3-2 record as a freshman in 2016 ... totaled 17 strikeouts in 18.2 innings pitched.

**HIGH SCHOOL:** Prepped at Shawnee Heights High School in Tecumseh, Kan. ... First-Team All-Conference honoree as a senior in 2015 ... played all four seasons for the Thunderbirds of SHHS.

**PERSONAL:** Birthday is July 5 ... majoring in general studies ... son of Vince and Amy Kutzke ... enjoys hanging out at the lake.

----- CAREER STATISTICS -----																
	ERA	W-L	AP	GS	CG	SV	IP	H	R	ER	BB	SO	BF	AVG	WP	HB
2018	7.71	1-1	10	0	0	3	9.1	13	9	8	7	10	50	.317	2	1
<b>Totals</b>	<b>7.71</b>	<b>1-1</b>	<b>10</b>	<b>0</b>	<b>0</b>	<b>3</b>	<b>9.1</b>	<b>13</b>	<b>9</b>	<b>8</b>	<b>7</b>	<b>10</b>	<b>50</b>	<b>.317</b>	<b>2</b>	<b>1</b>





# NOAH STONE

RHP | R/R | 6-8 | 275

SO | ST. LOUIS, MO.

LUTHERAN HIGH SCHOOL



**FRESHMAN SEASON (2018):** Redshirted during true freshman campaign.

**HIGH SCHOOL:** Prepped at Lutheran South High School in St. Louis, Mo. ... First-Team Missouri High School Baseball Coaches Association (MHSBCA) All-State selection as a senior ... named All-Metro by STLtoday ... helped the Lancers to a Class 4 State Runner-Up finish ... pitched to an 8-3 record with a 1.92 ERA in 65.2 innings and had 84 strikeouts with four complete games ... First-Team All-District honoree as a junior ... registered a 3-1 record and 42 strikeouts along with a 2.70 ERA in 29 innings pitched in 2016 ... ranked by Prep Baseball Report as the 12th-best RHP in Missouri ... honor student ... member of Future Business Leaders of American.

**PERSONAL:** Son of Brian and Alicia Stone ... birthday is Oct. 14 ... majoring in sports management.



# CONRAD RAY

RIGHT-HANDED PITCHER | R/R | 6-6 | 220

RS-FRESHMAN | GERMANTOWN, TENN.

HOUSTON HIGH SCHOOL



**REDSHIRT FRESHMAN SEASON (2018):** Did not see any action.

**FRESHMAN SEASON (2017):** Redshirted as a true freshman.

**HIGH SCHOOL:** Prepped at Houston High School in Germantown, Tenn. ... appeared on Prep Baseball Report's rankings at No. 6 for right-handed pitchers and No. 17 for best overall player in Tennessee ... named all-metro and was selected as a Super Sophomore by the Tennessee Baseball Coaches Association in 2014 ... was injured during most of junior and senior seasons ... also played football ... graduated top 15% of class.

**PERSONAL:** Son of Mike and Billie Ray ... father, Mike, played football at A-State from 1987-89 ... brother Cullen is also a member of the A-State baseball team ... birthday is April 24 ... undecided on a major ... enjoys playing disc golf and ping pong ... enjoys watching WWE.




# Eli Davis

OUTFIELDER | L/L | 6-1 | 195  
FRESHMAN | BRIGHTON, TENN.



**HIGH SCHOOL:** Four-year letterman for Brighton High School ... Gatorade Player of the Year nominee ... finalist for Tennessee Mr. Baseball ... Navy Scholar Athlete of the Year ... district MVP as a senior ... helped BHS to a 29-8 record and a district title for the first time in a decade and first regional appearance in four years in 2018 ... second-team All-State selection by Tennessee Baseball Report and Region 7 Player of the Year ... hit .337 with 22 RBI and 24 stolen bases as a sophomore and was named to the Tennessee Baseball Report Super Freshman/Sophomore Team ... 13th in graduating class and had a 3.9 GPA.

**PERSONAL:** Son of H.T. and Carol Davis ... birthday is Nov. 4 ... major is accounting ... enjoys playing video games and fishing.



# Karsen Reid

INFIELDER | L/R | 5-11 | 175  
FRESHMAN | SMITHVILLE, MO.



**Allen County Community College:** Prepped at Allen County Community College ... earned 19 homers and drove in 63 ... Hit .379 with a .472 on-base percentage and .774 slugging percentage for the Red Devils

**HIGH SCHOOL:** Prepped Smithville high school ... 2016 first team all-conference ... 2017 first team all-conference and first team all-district ... 2018 first team all-conference, first team all-district and second team all-metro ...

**PERSONAL:** Birthday Oct. 6 ... Son of Kent and Kristy Reid ... Majoring in Finance.



# Tyler Duncan

**OUTFIELDER | R/R | 6-2 | 230**  
**JUNIOR | BRITISH COLUMBIA**  
**EDWARD MILNE COMMUNITY HS**



**Crowder Community College:** Played two seasons at Crowder Community College ... hit .358 as a freshman with a .462 on-base percentage and .622 slugging percentage ... scored 75 runs and hit 21 doubles, eight triples, and 10 homers in 2017 along with 80 RBI and 14 steals ... helped the RoughRiders advance to the NJCAA World Series in 2017 ... 80 RBI were the most in Crowder history for a single season ... hit .367 with a .478 on-base percentage and .592 slugging percentage as a sophomore in 2018 ... swatted 20 doubles, four triples, and seven home runs in 2018 with 68 RBI and six steals ... named First-Team All-Region in 2017.

**HIGH SCHOOL:** Attended Edward Milne Community School ... played for the Victoria Eagles of the Premier Baseball League, where he was named the league MVP and top offensive player ... also played for the Canadian Junior National Team ... drafted in the 30th round (897th overall) in the 2016 MLB Draft by the Seattle Mariners ... current record holder for home runs and stolen bases for the Eagles ... also played soccer.

**PERSONAL:** Son of Cherie and Colin Duncan ... birthday is Aug. 26 ... majoring in general studies ... enjoys hiking and the outdoors in general.



# Jake Karst

**CATCHER | R/R | 6-1 | 200**  
**JUNIOR | MAIZE, KAN.**



**Johnson County Community College:** Johnson County Community College ... Appeared in 60 games ... 229 plate appearances ... Earned a 3.25 batting average ... Averaged .986 fielding percentage ... caught 17 runners stealing ... hit 3 homeruns ... Ranked first in strike outs at 61 in the Kansas Jayhawk Community College.

**HIGH SCHOOL:** Prepped Maize High School ... Ranked 18th In the state of Kansas ... played in 66 games ... earned a .336 batting average ... Earned 42 RBIs ... Averaged a .465 OBP ... Named player of the year in 2016 ... named second team all-state in 2016 ... Lead his team to the state tournament in 2016 where they took state runner-up.

**PERSONAL:** Birthday is Dec. 26 ... Son of Chrissy and Jeff karst ... Inducted into the national honors society in high school ... Enjoys video games and food ... Majoring in health administration.



# CHANDLER COATES

LEFT-HANDED PITCHER | R/R | 6-0 | 185  
 | REPUBLIC, MO.  
 JUNIOR | REPUBLIC HS



**Howard College:** Howard College, Big Springs, Tx. ... Made 13 starts .... He pitched 71 innings at Howard College ... He had three complete games and one shutout.

**University of New Mexico:** Made eight appearances at the University of New Mexico.

**HIGH SCHOOL:** Prepped at Republic High School in Republic Mo ... Named a Missouri State High School class 5 All-State Honorable mention in 2016 ... Led Republic High School to the district playoffs in 2015 ... Set a school record with 19 strikeouts and no walks in his final high school game ... He didn't allow a run in three post season starts.

**PERSONAL:** Birthday is April 6 ... Son of Jim and Sherri Coates ... Majoring in Business Management ... Enjoys the outdoors and spending time with his family.



# Zach Jackson

RIGHT-HANDED PITCHER | R/R | 6-0 | 250  
 | JUNIOR | BRYANT, ARK.  
 CROWDER CC | BRYANT HS



**CROWDER COLLEGE:** Played two years for the Roughriders ... went 11-0 as a sophomore in 2018 with a 3.13 ERA and eight complete games (one shutout) ... also registered 82 strikeouts against 15 walks in 86.1 innings pitched ... named an All-American by JuCo Baseball Blog ... named All-Region 16 as a sophomore ... as a freshman went 12-3 with seven complete games and two shutouts ... the 12 wins tied a school record ... struck out 66 in 97 innings pitched with a 3.90 ERA ... helped Crowder go 54-14 in 2017 and earn a trip to the JUCO College World Series.

**HIGH SCHOOL:** Injured part of junior season, but came back as a senior to go 9-1 with a 0.40 ERA and 89 strikeouts against 16 walks in 70 innings pitched ... threw a complete game shutout against Conway in the Hornets' 5-0 win in the 2016 7A state championship contest ... won another state championship with Bryant in 2014 ... originally signed with University of Arkansas out of high school ... also played football.

**PERSONAL:** Son of Danny and Cindy Jackson ... birthday is Feb. 3 ... majoring in general studies ... enjoys the outdoors.



# Kam'ron Mays-Hunt

PITCHER | R/R | 5-11 | 170  
 FRESHMAN | PINE BLUFF, ARK.  
 BENTONVILLE HS



**HIGH SCHOOL:** Bentonville High School in Bentonville, Ar. ... Played summer ball for Sticks Elite ... Named 2018 Rawlings-Perfect Game Honorable Mention ... 2016 and 2017 Underclass Honorable Mention ... Pitched a single game best 4 strikeouts against Central Florida Gators in 2017... Named All-Tournament team and PG Super 25 Champion by EM Majors ... Originally committed to the University of Arkansas.

**PERSONAL:** Son of James Hunt, Kamra Thompson and stepfather Fess Thompson ... Majoring in Sport Management ... enjoys gaming ... Nickname 'Killa Kam'.



# Alec Byous

RHP | R/R | 6-2 | 205  
 FRESHMAN | WILDWOOD, MO.  
 LAFAYETTE HS



**HIGH SCHOOL:** Lafayette High School in Wildwood, Mo. ... Played summer ball for the St. Louis Gamers ... Member of the 17 U Midwest National Team ... Named Rawlings All-American by Rawlings in 2016 and 2017 ... Junior year he posted a 4-1 record with a 1.88 ERA ... Helped lead LSH to a class 5 District 3 runner-up finish ... led the Lancers to a 19-6 finish ... Missed senior year due to injury.

**PERSONAL:** Birthday is Oct. 6 ... Son of Troy and Patty Byous ... Enjoys fishing and watching football.



**WILL ZIMMERMAN**

**INFIELDER | R/R | 5-11 | 175**  
**JUNIOR | PARK RIVER, N.D**  
**PARK RIVER HIGH SCHOOL**



**HIGH SCHOOL:** Prepped at River Park High School. Named 2016 Region 4 Senior Athlete of the Year ... Averaged a .425 hitting percentage throughout high school career ... Holds the school record for stolen bases and hits.

**Junior College.** Indian Hills Community College ... .330 batting average ... 40 stolen bases ... 35 HBP while earning 60 walks ... Earned 12 triples, 18 doubles and .940 field percentage ... Named ICCAC Player of the week in 2018 ... Led the nation in HBP in 2018 with 26.

**Personal:** Birthday July 1. Son of Brent and Anastasia Zimmerman ... Enjoys playing XBOX and hanging out at the lake.



**WILL RICHARDSON**

**PITCHER | S/R | 6-4 | 190**  
**FRESHMAN | WOODLAWN, ARK.**  
**WOODLAWN HIGH SCHOOL**



**HIGH SCHOOL:** Prepped Woodland High School ... Named Most Outstanding player in the 2018 All-star game ... Helped the Bears to an Arkansas Activities Association (AAA) Class 1A State Championship with a 33-1 record as a junior ... He pitched to a 1.02 ERA in 48 innings with a 7-0 record and 71 strikeouts against just six walks ... Richardson hit .420 with eight homers, 42 RBI, and 15 stolen bases ... Named First-Team All-State and the MVP of the Class 1A State Tournament.

**PERSONAL:** Birthday is Sep. 30 ... Son of Tommy and Leigh Richardson ... Enjoys hunting fishing and baseball ... Majoring in health studies



# JACK JUMPER


**RIGHT-HANDED PITCHER JUNIOR | R/R | 6-5  
| 200  
BENTON HIGH SCHOOL**



**HIGH SCHOOL:** Benton High School in Benton, Ar. ... Ranked 9th in the state of Arkansas in 2016 ... appeared in 24 games ... Helped his team earn a 20-5-1 overall record and 12-2 in conference action his senior year ... Junior year he averaged a .625 at bat ... Earned 17 hits, 14 RBIs and 19 runs throughout his high school career.

**Crowder Junior College:** Appeared in 17 games ... Pitched 29 innings earning 42 strikeouts ... He averaged 12.89 strikeouts per game ... Posted a 2.76 ERA ...

**Personal:** Birthday is Feb. 23 ... Son of Susan and Tommy Jumper ... Enjoys hunting, fishing and exploring the outdoors ... Majoring in General Studies.



# KOLLIN STONE

**FIRST BASEMAN | R/R | 6-6 | 220 | JR. |  
ALLEN CC |  
MOUNTAIN HOME ARK.,**



**HIGH SCHOOL:** Prepped at Riverside High School in Lake City, Ark. ... helped lead the Rebels to the Class 2A state tournament semifinals as a senior ... went 9-1 on the mound with a 1.24 ERA and 109 strikeouts in 62 innings in 2015 ... led the team with a .404 batting average and .515 on-base percentage as a senior ... stole a team-best 37 bases and also led the team in walks ... scored 37 runs and drove in 16 runs ... named All-State as a senior and made the All-State Tournament team in 2015 ... was selected to play in the Arkansas Activities Association All-Star game for the East squad ... hit .311 as a junior with a .468 on-base percentage ... named All-Conference as a sophomore, junior, and senior

**PERSONAL:** Son of Jennifer and Kerry Stone ... birthday is Oct. 30 ... majoring in sports management.



# SKY-LAR CULVER


**FIRST BASEMAN | 6-0 | 190  
JUNIOR | MOUNTAIN HOME, ARK.  
MOUNTAIN HOME HIGH SCHOOL**



**HIGH SCHOOL:** Prepped at Mountain Home High School ...Named all-conference ... appeared in 29 games ... Averaged .227 at bat ... Earned 12 RBIs and 26 runs.

**JUNIOR COLLEGE:** Allen County Community college. Freshman year earned 19 homeruns, 63 RBIs, .379 batting average ... Earned 2nd team all-conference ... Sophomore year ... earned 15 homeruns and 55 RBIs ... Averaged .400 at bat ... Named 2nd team all-conference ... Named athlete of the year by the NJCAA.

**PERSONAL:** Birthday is Jan. 8 ... Son of Kim and Ron Culver ... Named first-team all-academic team two consecutive years. Enjoys playing basketball.



# ZECH JARRARD

**RHP | R/R | 6-1 | 190  
JUNIOR | TEMPLE CITY, CALIF.  
PINE BLUFF HIGH SCHOOL**



**EAST LOS ANGELES COLLEGE (2018):** Two-way player for the Huskies ... appeared in 15 games on the mound (14 starts) and went 7-2 with a 3.58 ERA and one save ... struck out 42 in 88 innings against 20 walks ... hit .345 with a .391 on-base percentage and .478 slugging percentage ... racked up 12 doubles, one homer, and 23 RBI along with 10 steals.

**HIGH SCHOOL:** Played four years of varsity baseball ... team MVP as a junior and senior ... only struck out once as a senior ... also played basketball

**PERSONAL:** Son of Michael and Lisa Jarrard ... majoring in accounting ... birthday is Nov. 22 ... enjoys video games and playing basketball.



# WILL HUBER

PITCHER/OUTFIELDER | R/R | 6-4 | 190 |  
MEMPHIS, TENN.

ST. BENEDICT AT AUBURNDALE HIGH SCHOOL

38

**HIGH SCHOOL:** Four-year letterman at St. Benedict at Auburndale High School ... team captain ... hit .352 in his high school career ... had 73 consecutive stolen bases without getting caught ... played in the AutoZone High School All-Star game ... hit .311 with a .441 on-base percentage as a junior with 30 runs scored, 26 steals, and 20 RBI ... also played basketball ... member of Spanish Honor Society.

**PERSONAL:** Son of Nick and Suzy Huber ... birthday is June 4 ... majoring in exercise science ... enjoys video games and playing ping pong.



# AJ SPINELLO

CATCHER | R/R | 6-0 | 180  
FRESHMAN | TEXARKANA, ARK.  
GENOA CENTRAL HIGH SCHOOL

41

**HIGH SCHOOL:** Prepped Rockhurst High School ... Named perfect game pre-season all-American in 2016 and 2017 ... Top 10 catcher in the state of Kansas ... Appeared in 6 games ... averaged a .273 OBP and a .938 field percentage.

**Personal.** Birthdate is July 14. Son of Joe and Jamie Spinello ... Enjoys cooking and working out ... Majoring in Health sciences.

**The Automated Score Book**  
**Game Results for Arkansas State (as of Jan 29, 2019)**  
**(All games)**

Date	Opponent	Score	Inns	Overall	Conference	Player of record	Attn	Time
Feb 16, 2018	ILLINOIS STATE	w 1-0	9	1-0-0	0-0-0	Welsh, B. (W 1-0)	453	2:14
Feb 18, 2018	ILLINOIS STATE-1	L 3-18	9	1-1-0	0-0-0	Lee, C. (L 0-1)	-	3:11
Feb 18, 2018	ILLINOIS STATE-2	L 4-11	9	1-2-0	0-0-0	Culbertson (L 0-1)	445	3:15
Feb 20, 2018	SOUTHEAST MISSOURI	w 7-6	9	2-2-0	0-0-0	Kutcke, J. (W 1-0)	294	3:07
Feb 27, 2018	MISSISSIPPI VALLEY	w 9-0	9	3-2-0	0-0-0	Alberius, N. (W 1-0)	262	2:34
Mar 02, 2018	at New Orleans	L 1-2 (11)	9	3-3-0	0-0-0	Kutcke, J. (L 1-1)	220	3:13
Mar 03, 2018	at New Orleans	w 12-3	9	4-3-0	0-0-0	Lee, C. (W 1-1)	225	2:56
Mar 04, 2018	at New Orleans	w 6-3	9	5-3-0	0-0-0	Culbertson (W 1-1)	213	2:41
Mar 06, 2018	UT MARTIN	w 13-5	9	6-3-0	0-0-0	Alberius, N. (W 2-0)	201	3:11
Mar 08, 2018	at Missouri State	L 4-12	9	6-4-0	0-0-0	Welsh, B. (L 1-1)	612	2:43
Mar 10, 2018	at Missouri State	w 4-1	9	7-4-0	0-0-0	Lee, C. (W 2-1)	637	2:32
Mar 11, 2018	at Missouri State	L 4-5	9	7-5-0	0-0-0	Lannon, P. (L 0-1)	424	2:57
Mar 13, 2018	SOUTHERN ILLINOIS	w 9-8 (11)	9	8-5-0	0-0-0	Ayers, B. (W 1-0)	368	3:59
*Mar 16, 2018	#30 COASTAL CAROLINA	L 1-3	9	8-6-0	0-1-0	Welsh, B. (L 1-2)	271	2:42
*Mar 17, 2018	#30 COASTAL CAROLINA	L 14-28	9	8-7-0	0-2-0	Lee, C. (L 2-2)	454	4:11
*Mar 18, 2018	#30 COASTAL CAROLINA	L 3-8	9	8-8-0	0-3-0	Culbertson (L 1-2)	321	3:14
Mar 20, 2018	at #25 Missouri	L 1-11	9	8-9-0	0-3-0	Alberius, N. (L 2-1)	406	2:45
Mar 21, 2018	at #25 Missouri	L 9-14	9	8-10-0	0-3-0	Patterson (L 0-1)	407	3:55
*Mar 23, 2018	at UL MONROE	L 0-2	9	8-11-0	0-4-0	Welsh, B. (L 1-3)	1152	2:42
*Mar 24, 2018	at UL MONROE	w 31-7	9	9-11-0	1-4-0	Alberius, N. (W 3-1)	1369	3:46
*Mar 25, 2018	at UL MONROE	L 0-4	9	9-12-0	1-5-0	Lee, C. (L 2-3)	868	2:50
*Mar 29, 2018	LOUISIANA	w 8-7 (12)	9	10-12-0	2-5-0	Ritter, B. (W 1-0)	239	4:18
*Mar 30, 2018	LOUISIANA	w 14-2	9	11-12-0	3-5-0	Alberius, N. (W 4-1)	347	2:49
*Mar 31, 2018	LOUISIANA	L 1-8	9	11-13-0	3-6-0	Culbertson (L 1-3)	408	2:51
*Apr 06, 2018	at Georgia State	L 3-12	9	11-14-0	3-7-0	Welsh, B. (L 1-4)	289	2:49
*Apr 07, 2018	at Georgia State	L 7-18	9	11-15-0	3-8-0	Alberius, N. (L 4-2)	214	3:09
*Apr 08, 2018	at Georgia State	L 2-3	9	11-16-0	3-9-0	Lee, C. (L 2-4)	325	2:38
Apr 10, 2018	at Memphis	L 1-4	9	11-17-0	3-9-0	Patterson (L 0-2)	235	2:44
Apr 11, 2018	MEMPHIS	L 3-6	9	11-18-0	3-9-0	Holt, C. (L 0-1)	396	2:33
*Apr 14, 2018	at UT Arlington-1	w 6-4	9	12-18-0	4-9-0	Welsh, B. (W 2-4)	377	2:26
*Apr 14, 2018	at UT Arlington-2	L 2-4	9	12-19-0	4-10-0	Ayers, B. (L 1-1)	377	2:25
*Apr 15, 2018	at UT Arlington	L 2-11	9	12-20-0	4-11-0	Culbertson (L 1-4)	409	2:38
Apr 18, 2018	at #7 Ole Miss	L 3-10	9	12-21-0	4-11-0	Patterson (L 0-3)	8091	2:46
*Apr 20, 2018	TROY	L 3-4	9	12-22-0	4-12-0	Ritter, B. (L 1-1)	440	2:27
*Apr 21, 2018	TROY-1	L 10-13	9	12-23-0	4-13-0	Lannon, P. (L 0-2)	-	3:09
*Apr 21, 2018	TROY-2	L 9-12	9	12-24-0	4-14-0	Lee, C. (L 2-5)	603	3:16
Apr 25, 2018	CENTRAL ARKANSAS	w 12-5	9	13-24-0	4-14-0	Holt, C. (W 1-1)	232	2:54
*Apr 27, 2018	at South Alabama	w 6-3	9	14-24-0	5-14-0	Lee, C. (W 3-5)	1505	3:01
*Apr 28, 2018	at South Alabama	w 6-3	9	15-24-0	6-14-0	Alberius, N. (W 5-2)	1506	2:56
*Apr 29, 2018	at South Alabama	L 6-9	9	15-25-0	6-15-0	Lannon, P. (L 0-3)	1641	2:44
*May 04, 2018	TEXAS STATE	w 6-1	9	16-25-0	7-15-0	Welsh, B. (W 3-4)	294	2:43
*May 05, 2018	TEXAS STATE	L 3-10	9	16-26-0	7-16-0	Alberius, N. (L 5-3)	337	2:44
*May 06, 2018	TEXAS STATE	w 2-1	9	17-26-0	8-16-0	Kirby, T. (W 1-0)	266	2:29
May 08, 2018	at Central Arkansas	L 3-14	9	17-27-0	8-16-0	Wasson, K. (L 0-1)	442	2:40
*May 11, 2018	GEORGIA SOUTHERN	w 6-5 (10)	9	18-27-0	9-16-0	Lee, C. (W 4-5)	265	3:45
*May 12, 2018	GEORGIA SOUTHERN	L 5-10	9	18-28-0	9-17-0	Alberius, N. (L 5-4)	374	2:54
*May 13, 2018	GEORGIA SOUTHERN	L 1-4	9	18-29-0	9-18-0	Holt, C. (L 1-2)	251	2:19
May 15, 2018	#4 OLE MISS	L 8-15	9	18-30-0	9-18-0	Patterson (L 0-4)	619	3:26
*May 17, 2018	at Little Rock	w 7-6	9	19-30-0	10-18-0	Culbertson (W 2-4)	463	2:46
*May 18, 2018	at Little Rock	w 4-1	9	20-30-0	11-18-0	Alberius, N. (W 6-4)	479	2:30
*May 19, 2018	at Little Rock	L 2-6	9	20-31-0	11-19-0	Holt, C. (L 1-3)	528	2:42
May 22, 2018	vs UT Arlington	L 4-5 (10)	9	20-32-0	11-19-0	Culbertson (L 2-5)	109	3:03

\* = Conference game  
 () extra inning game

**The Automated Score Book**  
**Overall Statistics for Arkansas State (as of Jan 20, 2019)**  
**(All games Sorted by Batting avg)**

Record: 20-32 Home: 11-14 Away: 9-17 Neutral: 0-1 Conference: 11-19

Player	avg	gp	gs	ab	r	b	2b	3b	hr	rbi	tb	avg%	bb	hp	so	gdp	sh%	2	sh	sh-xlf	pp	a	e	fld%
MacDonald, Kyle	.346	51	51	191	50	66	12	2	15	90	127	.665	30	5	46	4	.484	2	0	0-0	484	22	8	.982
Brown, Jeremy	.316	48	48	193	30	61	20	1	4	28	95	.492	21	5	45	1	.395	1	3	1-1	79	114	7	.994
Vaughan, Casey	.275	42	38	138	24	38	6	2	1	11	51	.370	15	8	29	2	.379	0	5	2-3	65	6	4	.947
Welch, Winston	.265	44	37	147	21	39	10	0	3	21	58	.365	16	2	34	5	.341	2	0	0-0	84	2	2	.977
Tipton, Drew	.265	46	44	166	32	44	15	0	1	13	62	.373	20	7	34	1	.364	2	2	8-9	109	2	2	.982
Johnson, Tobias	.236	42	41	160	18	41	7	1	6	26	66	.425	15	10	34	3	.355	1	3	1-1	63	63	6	.946
Hawkins, Grant	.228	52	52	197	36	45	7	3	3	26	67	.340	37	14	59	1	.367	0	5	10-14	76	147	17	.929
Anderson, Logan	.206	35	27	102	9	21	3	2	0	9	26	.275	9	1	26	2	.277	0	0	2-3	57	1	0	1.000
Ray, Cullen	.205	47	45	146	22	30	3	0	3	26	42	.268	11	6	43	6	.283	3	4	0-0	298	22	6	.982
Jablonski, Jacob	.187	39	30	107	10	20	5	1	1	6	30	.280	17	2	37	4	.307	1	3	1-2	84	60	11	.884
-----																								
Wynn, Blake	.290	13	5	20	5	5	0	0	0	5	.290	.290	2	1	6	1	.348	0	0	0-1	2	0	0	1.000
Squire, Caleb	.215	31	14	65	7	14	3	0	0	12	17	.262	6	7	17	0	.342	1	4	0-0	2	7	1	.900
Dehaizer, Jaylon	.214	30	19	70	14	15	2	0	3	15	26	.371	6	0	26	2	.276	0	0	0-0	18	0	4	.818
Leggo, Andrew	.196	27	10	96	6	11	0	1	1	7	16	.286	7	6	23	0	.343	1	1	0-1	13	2	2	.882
Powell, Austin	.167	4	2	6	0	1	0	0	0	0	1	.167	1	0	3	0	.266	0	0	0-0	9	1	1	.909
Lannon, Andrew	.071	21	5	28	3	2	0	0	0	3	2	.071	7	0	11	0	.257	0	0	0-0	93	5	3	.932
<b>Total</b>	<b>.225</b>	<b>52</b>		<b>1792</b>	<b>201</b>	<b>466</b>	<b>36</b>	<b>13</b>	<b>41</b>	<b>259</b>	<b>665</b>	<b>.344</b>	<b>220</b>	<b>74</b>	<b>478</b>	<b>32</b>	<b>.276</b>	<b>14</b>	<b>30</b>	<b>27-35</b>	<b>1566</b>	<b>214</b>	<b>66</b>	<b>.949</b>
<b>Opposite</b>	<b>.278</b>	<b>52</b>		<b>1781</b>	<b>241</b>	<b>466</b>	<b>111</b>	<b>13</b>	<b>41</b>	<b>342</b>	<b>736</b>	<b>.460</b>	<b>240</b>	<b>60</b>	<b>343</b>	<b>36</b>	<b>.275</b>	<b>20</b>	<b>31</b>	<b>67-81</b>	<b>1492</b>	<b>469</b>	<b>55</b>	<b>.971</b>

LOB - Team (447), Opp (409), DPreturned - Team (46), Opp (34), CI - Team (4), Ray, Cu, 2, Lannon, A, 2, Opp (1), IBB - Team (10), MacDonald 7, Johnson, To, 2, Anderson, L, 1, Opp (1), Picked off - Hawkins, G, 3, Jablonski 1, MacDonald 1.

**(All games Sorted by Earned run avg)**

Player	era	gvl	app	gs	cg	sho	sv	ip	b	r	er	bb	so	2b	3b	hr	bavg	wp	hp	bk	sh	sh%
Culbertson, Peyton	3.73	2-5	16	8	0	0/0	0	50.2	48	27	21	31	48	13	0	1	.257	6	13	0	4	3
Ritter, Bo	3.89	1-1	22	0	0	0/0	4	41.2	38	19	18	9	33	7	2	2	.244	12	1	0	3	3
Welsh, Braxley	4.14	3-4	14	14	0	0/1	0	82.2	84	43	38	19	70	16	5	9	.263	5	11	1	4	3
Allerius, Nate	4.43	6-4	14	14	2	0/1	0	81.1	76	90	40	22	54	14	2	5	.248	7	8	2	5	5
Holt, Carter	6.80	1-3	13	6	0	0/0	0	42.1	47	39	32	28	20	11	0	6	.294	5	9	0	1	6
Lee, Coulton	6.98	4-5	21	5	0	0/0	0	58.0	67	48	45	28	35	22	1	3	.299	9	2	3	3	7
Patterson, Zachary	8.07	0-4	12	4	0	0/0	0	27.0	31	30	26	21	23	6	1	2	.292	4	8	0	2	2
-----																						
Wynn, Blake	0.00	0-0	1	0	0	0/0	0	1.0	0	0	0	0	0	0	0	0	.000	0	0	0	0	0
Wasson, Korey	7.36	0-1	12	0	0	0/0	0	11.0	10	13	9	18	8	2	0	1	.238	3	3	0	0	1
Kutzka, Jesse	7.71	1-1	10	0	0	0/1	3	9.1	13	9	8	7	10	2	0	1	.317	2	1	0	0	1
Kirby, Tanner	7.80	1-0	19	0	0	0/2	0	15.0	18	14	13	12	17	6	0	1	.300	4	4	0	2	0
Nix, Chase	10.91	0-0	13	0	0	0/0	0	15.2	21	26	19	16	15	5	1	3	.309	2	4	0	1	0
Ayers, Bryan	11.77	1-1	9	1	0	0/1	0	13.0	14	17	17	13	17	3	0	4	.264	2	1	0	1	0
Lannon, Payton	17.51	0-3	16	0	0	0/1	0	12.1	19	26	24	15	13	4	1	3	.358	4	4	1	3	0
<b>Total</b>	<b>6.01</b>	<b>20-32</b>	<b>52</b>	<b>52</b>	<b>2</b>	<b>2/2</b>	<b>7</b>	<b>461.0</b>	<b>446</b>	<b>561</b>	<b>306</b>	<b>260</b>	<b>544</b>	<b>111</b>	<b>14</b>	<b>41</b>	<b>.278</b>	<b>65</b>	<b>60</b>	<b>7</b>	<b>20</b>	<b>61</b>
<b>Opposite</b>	<b>4.66</b>	<b>32-20</b>	<b>52</b>	<b>52</b>	<b>1</b>	<b>2/2</b>	<b>11</b>	<b>467.1</b>	<b>455</b>	<b>591</b>	<b>342</b>	<b>230</b>	<b>478</b>	<b>36</b>	<b>14</b>	<b>41</b>	<b>.255</b>	<b>61</b>	<b>74</b>	<b>3</b>	<b>14</b>	<b>50</b>

PB - Team (16), Ray, Cu, 11, Lannon, A, 5, Powell, A, 2, Opp (16), Pickoffs - Team (6), Lee, C, 2, Welsh, B, 2, Culbertson 1, Ray, Cu, 1, Kirby, T, 1, Patterson 1, Opp (5), SB/ATT - Ray, Cu, (58-63), Allerius, N, (20-22), Lannon, A, (10-12), Lannon, P, (9-9), Culbertson (7-9), Lee, C, (5-7), Patterson (5-7), Welsh, B, (2-6), Kirby, T, (5-5), Ritter, B, (2-4), Kutzka, J, (3-3), Ayers, B, (3-3), Wasson, K, (2-2), Holt, C, (2-2), Nix, Ch, (2-2), Powell, A, (0-1).

The Automated Score Book  
 Conference statistics for Arkansas State (as of Jan 29, 2019)  
 (Conference games only Sorted by Batting avg)

Record: 11-19 Home: 5-10 Away: 6-9 Conference: 11-19

Player	avg	g	gs	ab	r	b	2b	3b	hr	rbi	tb	slg%	bb	bp	so	gdp	sh%	sf	sb	cs	stl%	pp	a	e	fld%	
Brown, Jeremy	.304	30	30	121	18	44	15	1	1	19	64	.529	15	1	28	0	.438	0	3	0-0	40	69	4	.965		
MacDonald, Kyle	.358	29	29	106	29	38	8	1	10	39	78	.736	24	5	28	3	.489	2	0	0-0	246	19	5	.981		
Vaughan, Casey	.304	27	25	92	15	28	4	1	1	9	37	.402	10	7	15	1	.413	0	3	0-1	47	4	1	.981		
Welch, Winston	.284	30	27	109	16	31	7	0	3	16	47	.431	10	2	20	3	.350	2	0	0-0	65	1	2	.971		
Johnson, Tobias	.277	25	24	94	13	26	6	1	4	16	46	.489	8	6	19	2	.367	1	1	0-0	35	41	4	.990		
Tipton, Drew	.274	27	25	95	19	26	10	0	1	6	39	.411	13	4	16	1	.381	1	1	4-5	68	0	1	.985		
Ray, Cullen	.226	29	28	93	14	21	1	0	2	14	28	.301	5	5	24	4	.298	1	2	0-0	178	14	6	.970		
Hawkins, Grant	.214	30	30	117	24	25	5	2	1	16	37	.316	19	5	34	0	.348	0	4	2-4	39	88	11	.920		
-----																										
Wynn, Blake	.313	6	5	16	4	5	0	0	0	5	313	.313	1	1	4	1	.389	0	0	0-1	0	0	0	.000		
Deshazier, Jaylon	.200	15	6	25	5	5	0	0	1	6	8	.320	3	0	10	1	.286	0	0	0-0	5	0	2	.714		
Leggo, Andrew	.182	17	6	44	4	8	0	1	0	6	10	.227	3	4	20	0	.288	1	1	0-1	11	0	1	.917		
Squires, Caleb	.176	15	7	34	3	6	1	0	0	4	7	.206	2	3	7	0	.282	0	3	0-0	0	4	1	.800		
Jablonski, Jacob	.128	19	11	47	1	6	0	0	0	1	6	.128	4	0	17	3	.192	1	0	0-0	5	24	1	.967		
Anderson, Logan	.116	17	11	43	4	5	0	0	0	3	5	.116	1	1	12	2	.156	0	0	1-1	17	0	0	1.000		
Lannon, Andrew	.000	12	2	12	1	0	0	0	0	1	0	.000	4	0	6	0	.250	0	0	0-0	29	1	0	1.000		
<b>Total</b>	.281	59		1948	179	274	57	7	24	156	467	.334	122	44	269	21	.349	3	15	7-15	377	237	44	.944		
<b>Opponents</b>	.281	59		1928	205	284	63	11	22	153	445	.404	120	55	294	22	.375	19	15	15-42	399	272	56	.915		

LOB - Team (263), Opp (232), DPreturned - Team (26), Opp (22), CI - Team (2), Ray, Cu, 2, Opp (1), IBB - Team (6), MacDonald & Johnson, To, 2, Opp (1), Picked off - Hawkins, G, 2, Jablonski, 1.

(Conference games only Sorted by Earned run avg)

Player	era	w	l	app	gs	cg	sho	sv	ip	b	r	er	bb	so	2b	3b	hr	bavg	top	bp	bk	sb	sho	
Culbertson, Peyton	3.90	1-3	11	5	0	0	0	0	30.0	30	16	13	22	35	9	0	1	.270	3	7	0	3	2	
Ritter, Bo	3.96	1-1	15	0	0	0	0	3	25.0	24	11	11	3	21	4	2	1	.265	6	1	0	1	1	
Welsh, Bradley	4.32	2-3	10	10	0	0	0	0	58.1	67	33	28	12	49	16	4	4	.293	4	7	1	4	3	
Holt, Carter	5.09	0-2	7	4	0	0	0	0	23.0	14	13	13	15	14	3	0	4	.184	1	6	0	0	2	
Alberius, Nate	5.91	4-3	9	9	2	0	0	0	53.1	56	39	35	15	26	12	2	4	.272	5	5	0	4	3	
Lee, Coulton	7.86	2-4	14	2	0	0	0	0	34.1	43	32	30	21	20	13	1	1	.323	7	1	3	2	6	
-----																								
Wynn, Blake	0.00	0-0	1	0	0	0	0	0	1.0	0	0	0	0	0	0	0	0	.000	0	0	0	0	0	
Patterson, Zachary	1.50	0-0	4	0	0	0	0	0	6.0	2	2	1	3	6	0	0	0	.100	0	1	0	1	0	
Wasson, Korey	9.00	0-0	5	0	0	0	0	0	5.0	5	5	5	7	3	1	0	1	.263	1	2	0	0	1	
Kirby, Tanner	9.35	1-0	10	0	0	0	0	0	8.2	11	9	9	5	7	3	0	1	.324	2	4	0	2	0	
Nix, Chase	13.50	0-0	7	0	0	0	0	0	7.1	10	16	11	10	9	3	1	2	.294	2	2	0	0	0	
Ayers, Bryon	16.71	0-1	4	0	0	0	0	0	7.0	9	13	13	9	7	1	0	2	.300	1	1	0	1	0	
Lannon, Payton	18.56	0-2	8	0	0	0	0	0	5.1	12	11	11	6	6	3	1	1	.429	3	1	1	1	0	
Kurtzke, Jesse	20.25	0-0	3	0	0	0	0	0	1.1	5	3	3	1	1	1	0	0	.593	0	0	0	0	0	
<b>Total</b>	6.15	11-13	69	69	2	0	0	3	263.2	234	206	134	120	204	63	11	22	.301	65	66	5	10	15	
<b>Opponents</b>	4.77	10-11	69	69	1	2	10	3	263.2	274	179	146	122	269	57	7	24	.301	24	44	2	3	15	

PB - Team (5), Ray, Cu, & Lannon, A, 3, Opp (9), Pickoffs - Team (5), Welsh, B, 2, Lee, C, 1, Kirby, T, 1, Ray, Cu, 1, Opp (3), SB/ATT - Ray, Cu (30-35), Alberius, N, (9-10), Culbertson (7-7), Lee, C, (5-6), Lannon, A, (4-5), Welsh, B, (1-5), Kirby, T, (4-4), Ritter, B, (2-3), Holt, C, (2-2), Ayers, B, (2-2), Patterson (2-2), Wasson, K, (1-1).

**The Automated Score Book**  
**Games Summary for Arkansas State (as of Jan 29, 2019)**  
**(All games)**

Score by Innings	1	2	3	4	5	6	7	8	9	EX	Total
Arkansas State	40	28	44	25	34	28	44	20	25	3	291
Opponents	30	37	36	50	55	35	41	32	34	2	361

**Record when ...**

Overall	20-32	After 6 leading	18-1
Conference	11-19	..... trailing	1-26
Non-Conference	9-13	..... tied	1-5
Home games	11-14	After 7 leading	18-2
Away games	9-17	..... trailing	1-26
Neutral site	0-1	..... tied	1-4
Day games	8-16	After 8 leading	17-0
Night games	12-16	..... trailing	1-27
vs Left starter	7-11	..... tied	2-5
vs Right starter	13-21		
1-Run games	7-5	Hit 0 home runs	8-21
2-Run games	1-3	... 1 home run	8-7
5+Run games	7-16	... 2+ home runs	4-4
Extra innings	3-2		
Shutouts	2-2	Opponent 0 home runs	12-16
		..... 1 home run	7-8
		..... 2+ HRs	1-8
Scoring 0-2 runs	2-12		
..... 3-5 runs	2-13		
..... 6-9 runs	11-5	Made 0 errors	6-8
..... 10+ runs	5-2	... 1 error	4-9
		... 2+ errors	10-15
Opponent 0-2 runs	7-2		
..... 3-5 runs	8-9	Opp. made 0 errors	4-14
..... 6-9 runs	5-5	..... 1 error	5-14
..... 10+ runs	0-16	..... 2+ errors	11-4
Scored in 1st inning	5-10	Out hit opponent	14-4
Opp. scored in 1st	5-14	Out hit by opponent	1-27
Scores first	13-9	Hits are tied	5-1
Opp. scores first	7-23		

**Record when team scores:**

Runs	0	1	2	3	4	5	6	7	8	9	10+
W-L	0-2	1-6	1-4	0-8	2-4	0-1	6-1	2-1	1-1	2-2	5-2

**Record when opponent scores:**

Runs	0	1	2	3	4	5	6	7	8	9	10+
W-L	2-0	4-0	1-2	4-2	1-5	3-2	2-3	2-0	1-1	0-1	0-16

**Record when leading after:**

Inn.	1	2	3	4	5	6	7	8
W-L	5-6	12-5	13-7	15-4	16-2	18-1	18-2	17-0

**Record when trailing after:**

Inn.	1	2	3	4	5	6	7	8
W-L	4-10	2-17	4-19	3-21	1-24	1-26	1-26	1-27

**Record when tied after:**

Inn.	1	2	3	4	5	6	7	8
W-L	11-16	6-10	3-6	2-7	3-6	1-5	1-4	2-5

Current losing streak: 2  
 Longest winning streak: 3  
 Longest losing streak: 6

Home attendance : 8140 ( 23 dates avg = 353 )  
 Away attendance : 23623 ( 27 dates avg = 874 )  
 Total attendance : 31763 ( 50 dates avg = 635 )

The Automated ScoreBook  
 Per-Game Statistics for Arkansas State (as of Jan 28, 2019)  
 (All games Sorted by Batting avg)

Record: 20-32 Home: 11-14 Away: 9-17 Neutral: 0-1 Conference: 11-19

Player	g	ab	1bly	2bly	3bly	hrly	hrly	sofly	rlfly	shfly	fly	^ab	^r	^h	^hr	^hr	^h	^hr	^hr	^hr
K MacDonald, Kyle	51	191	1.29	.24	.04	.29	.76	.90	.98	.00	.98	80	21	27	21	16	19	53	21	12
Brown, Jeremy	48	193	1.27	.42	.02	.08	.44	.94	.58	.02	.63	86	13	27	12	9	20	42	25	13
Vaughan, Casey	42	138	.90	.14	.05	.02	.36	.69	.26	.05	.57	83	14	22	6	9	17	30	22	21
Welch, Winston	44	147	.89	.23	.00	.07	.36	.77	.48	.00	.48	88	12	23	12	9	20	34	23	19
Tipton, Drew	46	166	.96	.33	.00	.02	.43	.74	.28	.17	.70	83	16	22	6	10	17	31	27	17
Johnson, Tobias	42	160	.98	.17	.02	.14	.36	.81	.67	.02	.43	84	9	21	14	7	17	35	22	23
Hawkins, Grant	52	197	.87	.13	.06	.06	.71	1.13	.54	.19	.73	77	15	17	11	14	23	26	18	19
Andersen, Logan	35	102	.60	.09	.06	.00	.26	.74	.26	.06	.26	91	8	18	8	8	23	25	21	25
Ray, Cullen	47	146	.64	.06	.00	.06	.23	.91	.55	.00	.47	85	12	17	15	6	25	24	26	17
Jablonski, Jacob	39	107	.51	.13	.03	.03	.44	.95	.21	.03	.26	82	7	15	6	13	28	23	19	20
-----																				
Wynn, Blake	13	20	.38	.00	.00	.00	.15	.46	.00	.00	.38	86	21	21	0	8	26	21	8	13
Squire, Caleb	31	65	.45	.10	.00	.00	.19	.55	.39	.00	.23	78	8	16	14	7	20	20	21	24
Destinier, Jaylon	30	70	.50	.07	.00	.10	.20	.87	.50	.00	.47	92	18	19	19	7	34	34	17	18
Leqgo, Andrew	27	56	.41	.00	.04	.04	.26	.85	.26	.00	.30	78	11	15	9	9	32	22	19	14
Powell, Austin	4	6	.25	.00	.00	.00	.25	.75	.00	.00	.00	85	0	14	0	14	42	14	0	28
Lannon, Andrew	21	28	.10	.00	.00	.00	.33	.52	.14	.00	.14	80	8	5	8	20	31	5	22	17
Totals	52	1792	8.71	1.79	.25	.79	4.40	9.10	4.98	.48	5.60	83	13	21	12	10	22	32	22	18
Opponents	52	1781	9.35	2.13	.25	.79	4.60	6.98	6.38	1.29	6.94	82	16	22	15	11	16	34	22	20

^ = average based on 100 plate appearances

(All games Sorted by Earned run avg)

Player	app	ip	ip/app	w-l	^ip	^h	^r	^er	^hr	^so	^2b	^3b	^hr	^hr	^era	^ttr	^tgr
Culbertson, Peyton	16	50.2	3.0	2-5	9.0	8.5	4.8	3.7	5.5	8.5	2.3	--	0.2	42.3	3.73	8.9	7.5
Ritter, Bo	22	41.2	1.8	1-1	9.0	8.2	4.1	3.9	1.9	7.1	1.5	0.4	0.4	37.4	3.89	9.7	8.6
Welsh, Bradley	14	82.2	5.8	3-4	9.0	9.1	4.7	4.1	2.1	7.6	1.7	0.5	1.0	38.9	4.14	8.9	8.7
Aberius, Nate	14	81.1	5.8	6-4	9.0	8.4	5.5	4.4	2.4	6.0	1.5	0.2	0.6	38.6	4.43	8.3	11.3
Holt, Carter	13	42.1	3.0	1-3	9.0	10.0	8.3	6.8	6.0	4.3	2.3	--	1.3	43.4	6.80	11.3	9.6
Lee, Coulton	21	58.0	2.7	4-5	9.0	10.4	7.4	7.0	4.3	5.4	3.4	0.2	0.5	41.1	6.98	11.6	8.1
Patterson, Zachary	12	27.0	2.2	0-4	9.0	10.3	10.0	8.7	7.0	7.7	2.0	0.3	0.7	46.3	8.67	9.7	8.0
-----																	
Wynn, Blake	1	1.0	1.0	0-0	9.0	0.0	0.0	0.0	0.0	0.0	--	--	--	27.0	0.00	18.0	9.0
Whisson, Korey	12	11.0	0.9	0-1	9.0	8.2	10.6	7.4	14.7	6.5	1.6	--	0.8	52.4	7.36	9.8	9.8
Kutzke, Jesse	10	9.1	0.9	1-1	9.0	12.5	8.7	7.7	6.8	9.6	1.9	--	1.0	48.2	7.71	11.6	4.8
Kirby, Tanner	19	15.0	0.8	1-0	9.0	10.8	8.4	7.8	7.2	10.2	3.6	--	0.6	46.3	7.80	7.2	7.8
Nix Chase	13	15.2	1.1	0-0	9.0	12.1	14.9	10.9	9.2	8.6	2.9	0.6	1.7	51.7	10.91	8.6	7.5
Ayers, Brynn	9	13.0	1.4	1-1	9.0	9.7	11.8	11.8	9.0	11.8	2.1	--	2.8	47.1	11.77	10.4	4.8
Lannon, Payton	16	12.1	0.7	0-3	9.0	13.9	19.0	17.5	10.9	9.5	2.9	0.7	2.2	54.7	17.51	12.4	4.4
Totals	52	461.0	8.8	20-32	9.0	9.5	7.0	6.0	4.7	7.1	2.2	0.3	0.8	42.0	6.01	9.6	8.6
Opponents	52	467.1	8.2	32-20	9.0	8.7	5.6	4.7	4.4	9.1	1.8	0.3	0.8	41.2	4.66	9.1	7.6

+ = average based on 9-inning game

Hitting minimums - 1 Games 1.0 AB/Game 2.0 TPAGame  
 Pitching minimums - 1 Games 0.5 IP/Game

# ALL-TIME AWARDS



Josh Yates



Brett Kinning



Jacob Lee



Geoff Desmond



T.J. Brewer



Todd Baumgartner



Daniel Wright



Zach George

## All-America

Zach George - 2015 (3rd: CB/ABCA)  
 Jacob Lee - 2012 (3rd: CB)  
 Josh Yates - 2006 (3rd: CB/ABCA)  
 Geoff Desmond - 2005 (2nd: CB)  
 Wayne Pitcock - 1968  
 Dana Ryan - 1967  
 George Glenn - 1966  
 George Glenn - 1965  
 George Glenn - 1964

## Academic All-American

Brandon Eller - 2009  
 Brandon Eller - 2008  
 Josh Yates - 2007

## NCAA District VI

### All-Region

Tim Maloney - 1983  
 Rick Poe - 1980  
 Rusty Bourg - 1968  
 Jim Callaway - 1968  
 Steve Morrison - 1968  
 Wayne Pitcock - 1968  
 Dick Bethune - 1967  
 Bob Browning - 1967  
 Jim Callaway - 1967  
 Jim Mueller - 1967  
 Dana Ryan - 1967  
 George Glenn - 1964

## ABCA All-South Central Region

## First Team

Zach George - 2015  
 Josh Yates - 2006  
 Geoff Desmond - 2005  
 Brett Kinning - 2005  
 Matt Bryant - 1997

## Second Team

Chris Rich - 2004  
 Reed Bredensteiner - 2000  
 L. A. Bowman - 1998  
 Michael Clay - 1998  
 John Hayduk - 1998  
 Jay Akin - 1997

## NCAA Regional

### All-Tournament Team

Toby Anglen - 1994  
 Brandon Harris - 1994  
 Keith Horn - 1994

## All-Conference Teams

### All-Sun Belt

#### First Team

Tanner Ring - 2016  
 Zach George - 2015  
 Daniel Wright - 2013  
 Jacob Lee - 2012  
 Todd Baumgartner - 2011  
 T.J. Brewer - 2007  
 Josh Yates - 2006  
 Brett Kinning - 2005  
 Geoff Desmond - 2005

Chris Rich - 2005  
 L. A. Bowman - 1998  
 Michael Clay - 1998  
 Matt Bryant - 1997  
 Keith Horn - 1995  
 Toby Anglen - 1995  
 Shane Eaker - 1993  
 Chris Unrat - 1993


## Second Team

Joe Schrimpf - 2016  
 Dustin Jones - 2012  
 John Koch - 2012  
 Todd Baumgartner - 2010  
 Murray Watts - 2010  
 Murray Watts - 2009  
 Chase Ware - 2008  
 Ryan Hudgins - 2007  
 Josh Yates - 2007  
 Chris Rich - 2004  
 Brad Burkhead - 2004  
 Matt Rogelstad - 2003  
 Brad Hayes - 2002  
 Reed Bredensteiner - 2000  
 Clint Helpenstill - 2000  
 Reed Bredensteiner - 1999  
 John Hayduk - 1998  
 Aaron New - 1998  
 Randy Sugg - 1998  
 Jay Akin - 1997  
 Jay Akin - 1996  
 Mark Dobson - 1996  
 Chris Floyd - 1995


# ALL-TIME AWARDS




Dana Ryan



Tim Maloney



Junior Cooper




Wayne Pitcock



Michael Faulkner



Tanner Ring



Matt Bryant



Matt Whiteside

Chris Floyd - 1994  
 Derek Alferman - 1994  
 Derek Alferman - 1993  
 Keith Horn - 1993  
 Randy Phillips - 1992

**Sun Belt Pitcher of The Year**

Jacob Lee - 2012

**Sun Belt Coach of The Year**

Tommy Raffo - 2012  
 Bill Bethea - 1994

**All-Tournament Team**

Tyler Zuber - 2017  
 Alex Howard - 2017  
 Ty White - 2016  
 Tony Ortiz - 2016  
 Zach George - 2015  
 Chandler Hawkins - 2015  
 Chandler Hawkins - 2014  
 Zach Maggio - 2014  
 John Koch - 2013  
 Alex Potts - 2013  
 Michael Faulkner - 2012  
 Claude Johnson - 2012  
 Jacob Lee - 2012  
 Andy Ferguson - 2011  
 Jordan Castaldo - 2011  
 Michael Faulkner - 2010  
 Jacob Lee - 2010

**Conference Tournament MVP**

Keith Horn - 1994

**All-American South  
 First Team**

Bobby Pickett - 1991

**Second Team**

Kevin Tate - 1990

**Player of the Year**

Matt Whiteside - 1990

**All-Southland**

Tim Maloney - 1983  
 Jim Osment - 1983  
 Tim Maloney - 1982  
 Rob Kline - 1981  
 Tim Maloney - 1981  
 Rick Poe - 1980  
 Junior Cooper - 1979  
 Jon Harness - 1977  
 John Davis - 1975  
 Larry Elmore - 1975  
 Larry Elmore - 1974  
 Brad Emerson - 1974  
 Pete Davis - 1973  
 Tommy Fowler - 1973  
 Charles Blackburn - 1972  
 Pete Davis - 1971  
 David Runk - 1971  
 Larry Moffett - 1970

Rusty Bourg - 1967, 1969-70

Jim Mueller - 1967-69  
 Wayne Pitcock - 1968-69  
 Dana Ryan - 1967-68  
 Criss McGuire - 1968  
 Jim Callaway - 1965-67  
 Bob Browning - 1965-67  
 George Glenn - 1964, 1966  
 Dick Bethune - 1966  
 Bob Webb - 1965  
 Jim Green - 1965  
 Ed Croft - 1965  
 Gary Everett - 1965  
 Jerry Hudgins - 1964  
 Joe Tomlinson - 1964

**National Coach of the Year**

J.A. Tomlinson - 1967

**American South Coach of the Year**

Richard Johnson - 1990

**Southland Coach of the Year**

Richard Johnson - 1982

**INDIVIDUAL RECORDS****Batting Records****AT-BATS****Game**

1. 9-Grant Hawkins vs. Little Rock (5/18/17)  
9-Alex Howard vs. Little Rock (5/18/17)

**RUNS SCORED****Game**

1. 7 - Austin Baker at Murray State (3/11/14)

**HITS****Game**

1. 6-Shane Eaker vs. UALR (1992)

**DOUBLES****Game**

1. 3-Michael Faulkner vs. Lyon College (3/23/11)  
3-Jordan Castaldo at Murray State (3/9/10)  
3-Drew Benes vs. Southeast Missouri (4/9/08)  
3-Josh Yates vs. WKU (5/7/2006)  
3-Brett Kinning vs. UT Martin (3/7/06)  
3-Hudson Smart at FIU (3/27/05)  
3-Brad Hayes vs. UIC (2/21/04)  
3-John Nichol vs. Ark.-Little Rock (1996)  
3-Cody Allison vs. Memphis (1996)

**TRIPLES****Game**

1. 2-Garrett Rucker at Northwestern St. (2/26/17)  
2-Ty White vs. Troy (5/26/16)  
2-Pete Davis vs. Alabama (1970)  
2-Jim Shaneyfelt vs. Ozarks (1951)  
2-Rich Juricic vs. Southern Illinois (1951)

**HOME RUNS****Game**

1. 3-Austin Baker at Murray State (3/11/14)  
3-Collin Massanelli at UALR (3/16/13)  
3-Kevin Kull Jr. at UALR (4/10/05)  
3-Randy Sugg vs. Austin Peay State (1998)

**TOTAL BASES****Game**

1. 14 - Austin Baker at Murray State (3/11/14)

**RBI****Game**

1. 8-Shane Eaker vs. UALR (1992)

**STOLEN BASES****Game**

1. 4-Michael Faulkner at Missouri State (4/4/12)  
4-John David Pattillo vs. Delta State (1988)  
4-Kevin Maloney vs. Harding (1983)  
4-Kevin Maloney vs. Christian Brothers (1981)

**BASE ON BALLS****Game**

1. 4-Justin Felix vs. Little Rock (5/18/17)  
4-Jake Bakamus vs. Little Rock (5/18/17)  
4-Justin Felix vs. NYIT (2/19/17)  
4-Zach George vs. UALR (5/16/15)  
4-Tyler Hardie at Murray State (3/11/14)  
4-Austin Baker vs. ULM (4/19/13)  
4-Logan Uxa at SEMO (4/16/13)  
4-Murray Watts at ULM (4/9/10)  
4-Murray Watts vs. WKU (4/17/09)  
4-Brad Burkhead vs. WKU (4/10/04)  
4-Justin Fowler vs. Mississippi (1997)  
4-Aaron New vs. Texas-Pan American (1997)  
4-Larry Michael vs. Ark.-Little Rock (1992)  
4-Matt Bryant vs. Indiana State (1996)  
4-Randy Burger vs. Texas-Pan American (1982)  
4-Jerome Stone vs. Harding (1982)  
4-Bob Washington vs. SW Louisiana (1976)  
4-Robbie Finch vs. Murray State (1963)  
4-Neil Abel vs. Memphis State (1958)  
4-Andy Morris vs. Memphis State (1958)  
4-Jim Shaneyfelt vs. Henderson State (1952)  
4-Dan Smigay vs. Memphis Navy (1951)

**STRIKEOUTS****Game**

1. 5-Garrett Rucker vs. Little Rock (5/18/17)  
5-Derek Birginske at South Alabama (4/12/14)  
5-Zach Shipley vs. UALR (4/5/02)  
5-Aaron New vs. Louisiana Tech (1997)  
5-John Koldus vs. Memphis State (1953)

**SACRIFICES****Game**

1. 3-Stan Williams vs. Trinity (1970)

## Pitching Records

4-John Cook vs. Henderson State (1952)

### INNINGS PITCHED

#### Game

1. 13-Matt Whiteside vs. Louisiana Tech (1990)

### STRIKEOUTS

#### Game

1. 18-Keith Horn vs. Memphis (1995)

### MOST EARNED RUNS ALLOWED

#### Game

1. 14-Jim Roth, vs. Texas A&M (1985)

### MOST RUNS ALLOWED

#### Game

1. 15-Bob Montgomery vs. New Orleans (1974)

### HITS ALLOWED

#### Game

1. 16-Mark Dobson vs. Southwestern La. (1998)  
16-Jason Benson vs. Lamar (1996)  
16-Jim Roth vs. Texas A&M (1985)

### MOST BASE ON BALLS ALLOWED

#### Game

1. 11-Doug Walters vs. McNeese State (1975)

## Fielding Records

### PUTOUTS

#### Game

1. 20-Justin Felix vs. Little Rock (5/18/17)  
20-Stuart Levy at Georgia Southern (3/20/15)

### ASSISTS

#### Game

1. 10-Joe Schrimpf at Central Arkansas (5/5/15)

### ERRORS

#### Game

1. 4-A.J. Prickel at Lamar (2/25/07)  
4-Eli Lapka at Alabama (2/23/02)  
4-Jim Loflin vs. Memphis State (1991)  
4-Brad Emerson vs. McNeese State (1974)  
4-Bobby Browning vs. Northwestern (1969)  
4-Jim Keller vs. Memphis State (1964)  
4-Josh Gibson vs. St. Louis (1959)

## Other Records

### GAMES PLAYED

#### Season

1. 64-Chris Floyd (1994)
2. 63-Kortney Paul (1994)  
63-Kevin Simler (1994)

#### Career

1. 228-Dustin Jones (2011-14)
2. 227-Chris Floyd (1992-95)
3. 225-Ryan Emery (2010-13)

### CONSECUTIVE GAMES STARTED

#### Career

1. 224 - Chris Floyd (1992-95)
2. 191 - Guy Brown (2006-09)



Dustin Jones played the most games Arkansas State baseball history with 228 from 2011-2014.

## Batting

### AT-BATS

#### Season

- 249-Chris Floyd, 1994
- 248-Tyler Doke, 2007
- 245-Ty White, 2016
- 244-Todd Baumgartner, 2011
- 241-Michael Faulkner, 2010
- 240-Todd Baumgartner, 2009
- 238-Austin Baker, 2015
- 237-Nick Martin, 2001
- 234-Giovanni Garcia, 2010  
234-Guy Brown, 2007
- 232-Brett Kinning, 2005  
232-Kyle Brunen, 2001
- 230-Tanner Ring, 2016  
230-Matt Burgess, 2014  
230-Chris Rich, 2005

#### Career

- 819-Todd Baumgartner, 2008-11
- 815-Guy Brown, 2006-09
- 805-Chris Floyd, 1992-95
- 748-Dustin Jones, 2011-14
- 747-Joe Schrimpf, 2014-17
- 743-Ryan Emery, 2010-13
- 716-Ryan Corrigan, 1999-2002
- 692-Austin Baker, 2013-16
- 691-Michael Faulkner, 2010-12
- 667-George Sterner, 2000-03

### RUNS SCORED

#### Season

- 66-Geoff Desmond, 2005
- 56-Mike Sirianni, 2004
- 55-Derek Alferman, 1994  
55-Michael Faulkner, 2010
- 54-Todd Baumgartner, 2011  
54-Todd Baumgartner, 2009  
54-Brett Kinning, 2006  
54-Derek Alferman, 1993
- 53-Brock Buckingham, 2002  
53-Toby Anglen, 1995  
53-Toby Anglen, 1994
- 51-Zach Maggio, 2014  
51-Brett Kinning, 2005  
51-L. A. Bowman, 1998
- 49-Josh Langford, 1998  
49-Todd Baumgartner, 2010  
49-Giovanni Garcia, 2010

#### Career

- 173-Todd Baumgartner, 2008-11
- 151-Joe Schrimpf, 2014-17
- 150-Chris Floyd, 1992-95
- 145-Michael Faulkner, 2010-12

- 142-Guy Brown, 2006-09
- 131-Zach George, 2011-15
- 126-Austin Baker, 2013-16
- 123-L.A. Bowman, 1995-98
- 121-Ryan Emery, 2010-13
- 119-Logan Uxa, 2010-13

### HIGHEST BATTING AVG.

#### Season

(minimum 2AB per team game)

- .425-Rick Poe, 1980 (54-127)
- .405-Lorin Spence, 1956 (34-84)
- .399-Zach George, 2015 (81-203)
- .398-Bob Howard, 1956 (33-83)
- .395-George Glenn, 1966 (15-38)
- .386-Brad Hayes, 2004 (66-171)
- .384-Geoff Desmond, 2005 (86-224)
- .383-Gifford Reynolds, 1958 (23-60)
- .381-Dana Ryan, 1967 (48-126)
- .377-Tim Maloney, 1983 (46-122)
- .376-Josh Yates, 2006 (73-194)  
.376-Randy Sugg, 1998 (38-101)  
.376-Lee Wallace, 1988 (53-141)
- .375-Brett Kinning, 2005 (87-232)  
.375-David Shell, 1979 (45-120)

#### Career

- .376-Bob Howard, 1955-56 (64-170)
- .370-Brett Kinning, 2005-06 (166-449)
- .357-Josh Yates, 2006-07 (124-347)
- .356-Lee Wallace, 1987-88 (83-233)
- .350-Tim Maloney, 1981-83 (142-406)
- .347-Brad Hayes, 2002-04 (200-577)
- .337-Toby Anglen, 1994-95 (140-416)
- .336-Chris Rich, 2004-05 (149-443)
- .332-Jordan Castaldo, 2010-11 (130-392)
- .328-T. Baumgartner, 2008-2011 (269-819)

### ON-BASE PERCENTAGE

#### Season

- .548-Zach George, 2015
- .500-Jerome Stone, 1982
- .496-Junior Cooper, 1979
- .492-Derek Alferman, 1994
- .489-Aaron New, 1997
- .483-Myron Conley, 1949
- .482-Murray Watts, 2010
- .479-Rick Poe, 1980
- .474-Joe Schrimpf, 2017
- .472-Tim Maloney, 1983
- .468-Geoff Desmond, 2005
- .465-Tim Maloney, 1982
- .464-Jim Osment, 1983  
**.464-Kyle MacDonald, 2018**
- .463-Kevin Maloney, 1984
- .462-Randy Sugg, 1998

### Career

- .461-Zach George, 2011-15
- .459-Jordan Castaldo, 2010-11
- .454-Derek Alferman, 1993-94
- .452-Tim Maloney, 1981-83
- .435-Josh Yates, 2006-07
- .433-Toby Anglen, 1994-95
- .431-Phil Korona, 1978, 80-81
- .428-Matt Bryant, 1996-97
- .427-Lee Wallace, 1987-88  
.427-Murray Watts, 2008-10

### Hitting Streaks

- 28-Kevin Tate, 1991
- 24-Jordan Castaldo, 2010-11
- 23-Josh Yates, 2006-07
- 21-Jordan Castaldo, 2010
- 20-Cody Pace, 2009
- 20-Kevin Tate, 1988-89
- 20-Greg Crow, 1995-96
- 17-Ryan Emery, 2011
- 17-Murray Watts, 2010
- 17-Giovanni Garcia, 2010
- 17-Chris Rich, 2004
- 17-Shane Eaker, 1992
- 16-Matt Bryant, 1996
- 16-Willie Olivas, 1996
- 15-Lucas Feddersen, 2015
- 15-Matt Burgess, 2014
- 15-Brandon Eller, 2009
- 15-Brock Buckingham, 2001
- 15-Matt Bryant, 1997
- 15-Kortney Paul, 1994
- 14-Todd Baumgartner, 2011
- 14-Mike Sirianni, 2004
- 14-Kyle Brunen, 2000
- 14-Jerome Miller, 1978
- 13-Matt Burgess, 2015
- 13-Ryan Roberts, 2013
- 13-Brad Burkhead, 2004
- 13-Kent Brunen, 2000
- 13-Shane Eaker, 1993
- 13-Dana Ryan, 1967
- 13-Kevin Kull Jr., 2005
- 13-Brett Kinning, 2005
- 13-Geoff Desmond, 2005
- 13-Lawson Hips, 2008

### On-Base Streak

- 74-Zach George, 2013-15
- 50-Josh Yates, 2006-07
- 39-Kevin Tate, 1991
- 38-Jordan Castaldo, 2010
- 38-Giovanni Garcia, 2010
- 36-Chris Rich, 2005
- 32-Brett Kinning, 2005-06
- 29-Derrick Coleman, 2009
- 28-Kevin Kull Jr., 2005-06

# RECORDS

10. .425-Aaron New, 1996-98

## HITS

### Season

1. 87-Brett Kinning, 2005
2. 86-Geoff Desmond, 2005
3. 84-Todd Baumgartner, 2009
4. 83-Murray Watts, 2010
5. 81-Michael Faulkner, 2010  
81-Zach George 2015
7. 79-Brett Kinning, 2006
8. 78-Ty White, 2016  
78-Chris Rich, 2005
10. 76-Giovanni Garcia, 2010  
76-Brandon Eller, 2007  
76-L.A. Bowman, 1998  
76-Chris Floyd, 1994
14. 75-Brock Buckingham, 2002  
75-Matt Bryant, 1997

### Career

1. 269-Todd Baumgartner, 2008-11
2. 228-Chris Floyd, 1992-95
3. 227-Guy Brown, 2006-09
4. 223-Ryan Emery, 2010-13
5. 213-Michael Faulkner, 2010-12
6. 209-Joe Schrimpf, 2014-17
7. 204-Brandon Eller, 2006-09  
204-Zach George, 2011-15
9. 199-Brad Hayes, 2002-04
10. 192-L.A. Bowman, 1995-98

## DOUBLES

### Season

1. 23-Josh Yates, 2006
2. 22-Zach George, 2015
3. 20-Matt Burgess, 2015  
20-Jordan Castaldo, 2010  
20-Chris Rich, 2005  
20-Chris Rich, 2004  
20-Shane Eaker, 1992  
20-Jeremy Brown, 2018
8. 19-Stuart Levy, 2014  
19-Claude Johnson, 2012  
19-Geoff Desmond, 2005  
19-John Nichol, 1996
12. 18-Todd Baumgartner, 2011  
18-Jordan Castaldo, 2011  
18-Giovanni Garcia, 2010  
18-Ryan Hudgins, 2007  
18-Brad Hayes, 2004  
18-Brad Hayes, 2002  
18-Josh Langford, 1998  
18-L.A. Bowman, 1998  
18-Matt Bryant, 1997

### Career:

1. 52-Todd Baumgartner, 2008-11
2. 49-Stuart Levy, 2012-15
3. 46-Brad Hayes, 2002-04
4. 44-Matt Burgess, 2014-16  
44-Zach George, 2011-15
6. 43-L.A. Bowman, 1995-98
7. 41-Ryan Corrigan, 1999-02
8. 40-Chris Rich, 2004-05  
40-Brandon Eller, 2006-09  
40-Murray Watts, 2008-10

## TRIPLES

### Season

1. 7-Richard Juricic, 1951  
7-Tim Maloney, 1982
3. 6-Ty White, 2016  
6-J.C. Smithers, 1949  
6-Mack Cothorn, 1950  
6-Criss McGuire, 1967
7. 5-Lee Wallace, 1988
8. 4-Bobby Scott, 1949  
4-Wayne Pitcock, 1969  
4-Pete Davis, 1971  
4-Pete Davis, 1972  
4-Larry Elmore, 1975  
4-Jerome Miller, 1978  
4-Bill Murray, 1986  
4-Brad Burkhead, 2005  
4-Michael Faulkner, 2011  
4-Austin Baker, 2014  
4-Garrett Rucker, 2017

### Career

1. 10-Jerome Miller, 1976-79  
10-Pete Davis, 1970-73
3. 9-Tim Maloney, 1981-83
4. 8-Joe Schrimpf, 2014-17  
8-Ty White, 2015-16  
8-Austin Baker, 2013-16  
8-Michael Faulkner, 2010-12
8. 7-Mack Cothorn, 1949-51  
7-Richard Juricic, 1951-52  
7-Larry Elmore, 1972-75  
7-George Sterner, 2000-03  
7-Brad Burkhead, 2004-05

## HOME RUNS

1. 20-Geoff Desmond, 2005
2. 15-Michael Clay, 1998  
15-Bobby Pickett, 1991  
**15-Kyle MacDonald, 2018**
4. 13-Murray Watts, 2010  
13-Josh Yates, 2006

- 13-Reed Bredensteiner, 1999
7. 12- Brad Burkhead, 2004  
12-Blake Denischuk, 2003
9. 11-Ryan Hudgins, 2007  
11-Josh Yates, 2007  
11-Chris Rich, 2005
12. 10-Logan Uxa, 2012  
10-Murray Watts, 2009  
10-Brad Hayes, 2004  
10-Aaron New, 1998  
10-Aaron New, 1997  
10-Kortney Paul, 1994  
10-Chris Unrat, 1993  
10-Junior Cooper, 1979

### Career

1. 29-Aaron New, 1996-98
2. 26-Geoff Desmond, 2004-05
3. 25-Murray Watts, 2008-10
4. 24-Josh Yates, 2006-07
5. 22-Bobby Pickett, 1990-91
6. 21-Junior Cooper, 1977-79  
21-Ryan Corrigan, 1999-02  
21-Todd Baumgartner, 2008-11
9. 20-Chris Rich, 2004-05  
20-Brad Burkhead, 2004-05

## TOTAL BASES

### Season

1. 167-Geoff Desmond, 2005
2. 139-Josh Yates, 2006
3. 137-Murray Watts, 2010
4. 131-Chris Rich, 2005
5. 129 - Todd Baumgartner, 2009
6. 128-Todd Baumgartner, 2011
7. 128-Michael Clay, 1998
8. 127-Brett Kinning, 2005  
**127-Kyle MacDonald, 2018**
9. 126-Ryan Hudgins, 2007
10. 120-Chris Rich, 2004
11. 119-Matt Bryant, 1997
12. 118-Brett Kinning, 2006  
118-Toby Anglen, 1995
14. 117-Kortney Paul, 1994
15. 114-Tanner Ring, 2016  
114-Zach George, 2015  
114- Brad Hayes, 2004  
114-Aaron New, 1997

### Career

1. 396-Todd Baumgartner, 2008-11
2. 311-Joe Schrimpf, 2014-17
3. 306-Aaron New, 1996-98
4. 299-Ryan Corrigan, 1999-02
5. 297-Murray Watts, 2008-10
6. 296-Guy Brown, 2006-09

# RECORDS

7. 289-Zach George, 2011-15
8. 287-Austin Baker, 2013-16
9. 286-Ryan Emery, 2010-13
10. 284-Chris Floyd, 1992-95

## SLUGGING PERCENTAGE

### Season

1. .752-Bobby Pickett, 1991
2. .746-Geoff Desmond, 2005
3. .716-Josh Yates, 2006
4. .694-Junior Cooper, 1979
5. .677-Rick Poe, 1980
6. .667-Brad Hayes, 2004
7. .652-Lee Wallace, 1988
8. .650-David Shell, 1979
9. .649-Tim Maloney, 1982
10. .648-Aaron New, 1997
11. .641-Josh Yates, 2007
12. .632-Brad Burkhead, 2004
13. .621-Michael Clay, 1998
14. .618-Robbie Kline, 1981
15. .617-Murray Watts, 2010

### Career

1. .683-Josh Yates, 2006-07
2. .608-Bobby Pickett, 1990-91
3. .601-Geoff Desmond, 2004-05
4. .585-Brad Burkhead, 2004-05
5. .577-Tim Maloney, 1981-83
6. .567-Chris Rich, 2004-05
7. .563-Aaron New, 1996-98
8. .547-Reed Bredensteiner, 1999-00
9. .546-Brett Kinning, 2005-06
10. .539-Murray Watts, 2008-10

## RBI

### Season

1. 72-Geoff Desmond, 2005
2. 65-Murray Watts, 2010
3. 62-Josh Yates, 2006
4. 58-Matt Burgess, 2014
5. 55-Kortney Paul, 1994
6. 54-Michael Clay, 1998
7. 53-Chris Rich, 2004
8. 52-Toby Anglen, 1994
9. 51-Shane Eaker, 1992
10. **50-Kyle MacDonald, 2018**
11. 49-Chris Rich, 2005
12. 48-Aaron New, 1998
- 48-Willie Olivas, 1993
- 48-Reed Bredensteiner, 1999
16. 46-Tanner Ring, 2016
- 46-Blake Denischuk, 2002
- 46-Aaron New, 1998
- 46-Justin Felix, 2017

## Career

1. 146-Joe Schrimpf, 2014-17
2. 139-Todd Baumgartner, 2008-11
3. 137-Aaron New, 1996-98
4. 136-Matt Burgess, 2014-16
5. 134-Ryan Emery, 2010-13
6. 133-Murray Watts, 2008-10
7. 112-Austin Baker, 2013-16
8. 109-Chris Floyd, 1992-95
9. 108-Zach George, 2011-15
10. 107-Logan Uxa, 2010-13


## STOLEN BASES

### Season

1. 41-Michael Faulkner, 2012
2. 29-Jerome Miller, 1978
3. 28-Jerome Miller, 1977
- 28-Kevin Maloney, 1983
5. 25-Jerome Stone, 1982
- 25-John David Pattillo, 1989
7. 23-Michael Faulkner, 2010
- 23-Tim Maloney, 1982
- 23-Jerome Stone, 1983
- 23-Derek Alferman, 1993
11. 22-Tim Maloney, 1983
12. 19-Grant Hawkins, 2017
13. 18-Michael Faulkner, 2011
14. 16-Jerome Miller, 1979
15. 15-Kearney Blalack, 1971
- 15-Kevin Tate, 1991
- 15-Derek Alferman, 1994

### Career

1. 84-Jerome Miller, 1976-79
2. 82-Michael Faulkner, 2010-2012
3. 67-Tim Maloney, 1981-83
4. 60-Jerome Stone, 1980-83
5. 50-Kevin Maloney, 1982-84



Jerome Miller is A-State's career leader in steals with 84 from 1976-79.

6. 38-Derek Alferman, 1993-94
7. 35-Todd Baumgartner, 2008-11
- 35-Kevin Tate, 1988-91
9. 30-John David Pattillo, 1988-89
10. 28-Wayne Pitcock, 1967-69
- 28-Brett Kinning, 2005-06

## BASE ON BALLS

### Season

1. 52-Zach George, 2015
2. 49-Matt Bryant, 1996
3. 48-Jordan Castaldo, 2011
4. 45-Ryan Emery, 2013
- 45-Logan Uxa, 2012
- 45-Murray Watts, 2010
7. 44-Murray Watts, 2009
- 44-Jerome Stone, 1982
9. 42-Derek Alferman, 1994
- 42-Jon Richie, 1999
11. 40-Austin Baker, 2014
- 40-Aaron New, 1997
13. 38-Joe Schrimpf, 2016
- 38-Todd Baumgartner, 2010
- 38-Bob Cameras, 1977

### Career

1. 143-Zach George, 2011-15
2. 141-Ryan Emery, 2010-13
3. 127-Logan Uxa, 2010-13
4. 114-Joe Schrimpf, 2014-17
5. 109-Jerome Stone, 1980-83
6. 104-Chris Floyd, 1992-95
7. 102-Austin Baker, 2013-16
8. 89-Michael Faulkner, 2010-12
9. 88-Aaron New, 1996-98
10. 87-Jordan Castaldo, 2010-11

## STRIKEOUTS

1. 65-Elliot Jacobs, 2006
- 65-Garrett Rucker, 2017
3. 61-Collin Massanelli, 2013
- 61-Drew Benes, 2008
5. 56-Stuart Levy, 2015
- 56-Grant Hawkins, 2017
7. 54-Kyle Brunen, 2001
8. 53-Austin Baker, 2015
9. 52-Garrett Rucker, 2016
- 52-Kent Brunen, 2000
11. 51-Murray Watts, 2010
- 51-Isaac Dillon, 2004
13. 50-Logan Uxa, 2012
- 50-Jeff Kelley, 1997
15. 49-Jeremy Brown, 2017

### Career

1. 174-Ryan Emery, 2010-13

# RECORDS

- 167-Stuart Levy, 2012-15
- 152-Dustin Jones, 2011-14  
152-Murray Watts, 2008-10
- 150-Logan Uxa, 2010-13
- 149-Ryan Corrigan, 1999-02
- 145-Austin Baker, 2013-2016
- 137-Jeremy Brown, 2015-Present
- 134-Jeff Kelley, 1995-98  
134-Jordan Kimball, 2007-10

## SACRIFICE BUNTS

### Season

- 21-Alex Potts, 2013
- 18-Joe Schrimpf, 2015
- 13-Lucas Feddersen, 2015
- 12-Dean Roberts, 1979
- 11-Ty White, 2015  
11-Jordan Kimball, 2009
- 10-Bob Camras, 1977  
10-Chris Floyd, 1993  
10-Lane Stafford, 2001  
10-Michael Faulkner, 2010  
10-Zach Maggio, 2011  
10-Michael Faulkner, 2012  
10-Dustin Jones, 2012  
10-Dustin Jones, 2014

### Career

- 40-Joe Schrimpf, 2014-17
- 35-Dustin Jones, 2011-2014
- 27-Michael Faulkner, 2010-12  
27-L.A. Bowman, 1995-98  
27-Chris Floyd, 1992-95
- 26-Kevin Simler, 1993-96
- 25-Alex Potts, 2012-13  
25-Zach Maggio, 2010-12, 14
- 22-Lucas Feddersen, 2014-15
- 20-Austin Baker, 2013-16  
20-Jordan Kimball, 2007-10  
20-Ryan Emery, 2010-13

## HIT BY PITCH

### Season

- 24-Jake Bakamus, 2017
- 23-Derek Alferman, 1994
- 22-Derek Alferman, 1993
- 21-Jake Bakamus, 2016
- 16-Zach George, 2015
- 15-Zach Shipley, 2003  
15-Stuart Levy, 2015
- 14-Bart McMillen, 1995  
14-Guy Brown, 2008  
14-Guy Brown, 2009  
14-Brandon Eller, 2009  
14-Zach Maggio, 2014

- 14-Jeremy Brown, 2017
- 14-Joe Schrimpf, 2017

### Career

- 45-Jake Bakamus, 2016-17  
45-Derek Alferman, 1993-94
- 43-Joe Schrimpf, 2014-17
- 38-Jeremy Brown, 2015-Present
- 35-Guy Brown, 2006-09
- ~~32-Zach Maggio, 2010-12, 14~~
- 28-Brandon Eller, 2006-09
- 26-Stuart Levy, 2012-15
- 25-Brad Hayes, 2002-04
- 23-Chris Rich, 2004-05  
23-Zach George, 2011-15

## Pitching

### LOWEST ERA

#### Season

##### (Minimum 20 Innings Pitched)

- 0.90-Jim McKay, 1961 (30 IP)
- 1.62-John Ferriell, 1969 (44.1 IP)
- 1.68-Charles Blackburn, 1970 (32 IP)
- 1.93-Paul Frets, 1955 (38 IP)
- 2.03-Bob Sherrill, 1968 (39.2 IP)  
2.03-Steve Kline, 1985 (26.2 IP)
- 2.04-Ricky Millerd, 1995 (35.1 IP)
- 2.08-John Hayduk, 1997 (26 IP)
- 2.11-John Koch, 2012 (38.1 IP)
- 2.16-Preston Parker, 1981 (33.1 IP)

##### (Minimum 50 Innings Pitched)

- 1.71-Jerry Dean, 1950 (63 IP)
- 1.96-Jay Akin, 1997 (110 IP)
- 1.96-Charles Blackburn, 1972 (78.1 IP)
- 2.06-Tyler Zuber, 2017 (52.1 IP)
- 2.22-Rusty Bourq, 1970 (73 IP)
- 2.41-Charles Blackburn, 1971 (86.2 IP)
- 2.45-A.L. Gatewood, 1959 (84.1 IP)
- 2.49-T.J. Brewer, 2007 (90.1 IP)
- 2.51-Jerry Unser, 1974 (79 IP)
- 2.58-Brad Thomas, 2002 (73.1 IP)

### Career

##### (Minimum 90 Innings Pitched)

- 2.31-Charles Blackburn, 1970-73 (242 IP)
- 2.74-Jay Akin, 1996-97 (226.2 IP)
- 2.94-Steve Morrison, 1976-77 (104 IP)
- 3.08-Jerry Dean, 1948-51 (184.1 IP)
- 3.15-Craig Yancey, 1984-85 (94.1 IP)
- 3.19-A.L. Gatewood, 1957-59 (158 IP)
- 3.38-Colton Kibler, 2014-15 (98.2 IP)
- 3.39-John Harness, 1976-77 (188.2 IP)
- 3.46-Clint Helpenstill, 1999-00 (117 IP)
- 3.47-Jerry Unser, 1972-75 (166 IP)

## VICTORIES

### Season

- 11-Keith Horn, 1994
- 10-Jon David French, 1994
- 9-Jacob Lee, 2012  
9-Jay Akin, 1996
- 8-Jacob Lee, 2010  
8-Taylor Fowler, 2005  
8-Ryan Hamilton, 2004  
8-Tony Arthur, 2001  
8-Jay Akin, 1997  
8-Chad Soden, 1995  
8-Keith Horn, 1995  
8-Randy Phillips, 1992  
8-Charles Blackburn, 1971  
8-Rusty Bourq, 1970

### Career

- 25-Rusty Bourq, 1967-70
- 24-Jacob Lee, 2009-12
- 20-Tyler Zuber, 2014-17
- 19-Charles Blackburn, 1970-73  
19-Keith Horn, 1994-95  
19-Andy Ferguson, 2008-11
- 17-Calvin Key, 1994-97  
17-Jay Akin, 1996-97
- 16-Preston Parker, 1981-83, 85  
16-Jon David French, 1994-95

## APPEARANCES

### Season

- 32-Nick Lambert, 2007
- 31-Brad Thomas, 2002
- 30-Colton Kibler, 2014  
30-Ryan Hamilton, 2003
- 29-Colton Kibler, 2015  
29-Brandon Farley, 2012  
29-Chris Bullington, 2009  
29-Stephen Tharp, 2004  
29-Clint Helpenstill, 1999
- 28-John Koch, 2012
- 27-Tanner Kirby, 2017
- 26-Coulton Lee, 2016  
26-Nick Lambert, 2008  
26-Tim Egart, 2007  
26-Tim Egart, 2006  
26-Doug Walter, 2005  
26-Ryan Hamilton, 2004  
26-Matt Hicks, 2004  
26-Mark Dobson, 1996

### Career

- 101-Nick Lambert, 2006-09
- 91-John Koch, 2010-13
- 89-Tyler Zuber, 2014-17
- 85-Ryan Hamilton, 2001-04
- 78-Daniel Wright, 2010-13

# RECORDS

- 78-Chandler Hawkins, 2012-15
7. 72-Coulton Lee, 2014-Present
8. 69-Blake Ring, 2003-05
9. 67-Calvin Key, 1994-97
10. 65-Mark Dobson, 1995-98

## GAMES STARTED

### Season

1. 19-Jon David French, 1994
2. 18-Jason Benson, 1996
3. 17-Dan Lyons, 1993  
17-Gary Wilson, 2000  
17-Tony Arthur, 2001  
17-Doug Walter, 2004
7. 16-Keith Horn, 1994  
16-Calvin Key, 1996  
16-John Hayduk, 1999  
16-Karnie Vertz, 2003  
16-Jacob Lee, 2012

### Career

1. 54-Jacob Lee, 2009-2012
2. 39-Calvin Key, 1994-97  
39-Keith Horn, 1993-95
4. 38-Matt Whiteside, 1987-90  
38-Andy Ferguson, 2008-11
6. 36-John Hayduck, 1996-99
7. 35-Stacy Gore, 1982-85  
35-John Anderson, 2000-03
9. 34-Jeff McElrath, 1986-89  
34-Jon David French, 1994-95

## COMPLETE GAMES

### Season

1. 11-Matt Whiteside, 1990
2. 9-John Harness, 1977  
9-Randy Phillips, 1992  
9-Keith Horn, 1995
5. 8-John Harness, 1976  
8-Matt Whiteside, 1989  
8-Jay Akin, 1996  
8-Tony Arthur, 2001
9. 7-Randy Rogers, 1981  
7-Steve Kline, 1986  
7-Keith Horn, 1994  
7-Jay Akin, 1997  
7-Robby Cuffia, 2001

### Career

1. 29-Rusty Bourg, 1967-70
2. 23-Matt Whiteside, 1987-90
3. 18-Keith Horn, 1993-95
4. 17-John Harness, 1976-77
5. 15-Jay Akin, 1996-97
6. 14-Jeff McElrath, 1986-89

7. 13-Randy Rogers, 1978-81  
13-Tim Stallings, 1985-88
9. 12-Preston Parker, 1981-83, 85  
12-Stacy Gore, 1982-85

## SAVES

### Season

1. 11-John Koch, 2012
2. 8-Morgan Croft, 2014
3. 7-Randy Walker, 1981
4. 6-Mark Dobson, 1996  
6-Brad Thomas, 2002  
6-Blake Ring, 2004  
6-Tim Egart, 2007  
6-Nick Lambert, 2008  
6-Tyler Zuber, 2017
10. 5-Clint Helpenstill, 1999  
5-Blake Ring, 2003



John Koch is A-State's career saves leader with 20 from 2010-13.

- 5-Ryan Hamilton, 2004
- 5-Doug Walter, 2005
- 5-Tim Egart, 2006
- 5-John Koch, 2013
- 5-Colton Kibler, 2015

### Career

1. 20-John Koch 2010-2013
2. 12-Tyler Zuber, 2014-17
3. 11-Blake Ring, 2003-2005  
11-Tim Egart, 2006-2007
5. 10-Mark Dobson, 1995-98
6. 9-Clint Helpenstill, 1999-00  
9-Nick Lambert, 2006-09

## INNINGS PITCHED

### Season

1. 128.0-Jon David French, 1994
2. 123.2-Jason Benson, 1996
3. 122.0-Tony Arthur, 2001
4. 118.2-Keith Horn, 1994
5. 116.1-Jay Akin, 1996

6. 113.1-Keith Horn, 1995
7. 111.2-Matt Whiteside, 1990
8. 110.1-Daniel Wright, 2013  
110.1-Mark Dobson, 1998  
110.1-Jay Akin, 1997
11. 109.1-Robby Cuffia, 2001
12. 109.0-Jody Petty, 2003
13. 107.2-Randy Phillips, 1992
14. 102.2-Taylor Fowler, 2005
15. 101.1-Andy Ferguson, 2010

### Career

1. 328.1-Jacob Lee, 2009-12
2. 303.0-Rusty Bourg, 1967-70
3. 295.0-Keith Horn, 1993-95
4. 291.1-Matt Whiteside, 1987-90
5. 273.0-Daniel Wright, 2010-13
6. 267.0-Calvin Key, 1994-97
7. 262.0-Andy Ferguson, 2008-11
8. 247.0-John Anderson, 2000-03
9. 242.0-Charles Blackburn, 1970-73
10. 238.0-Tyler Zuber, 2014-17

## STRIKEOUTS

### Season

1. 117-A.L. Gatewood, 1959 (84.1 IP)
2. 111-Mark Dobson, 1998 (110.1 IP)
3. 106-Keith Horn, 1995 (113.1 IP)
4. 98-T.J. Brewer, 2007 (90.1 IP)
5. 96-Daniel Wright, 2013 (110.1 IP)
6. 95-Matt Whiteside, 1990 (111.2 IP)
7. 92-Jerry Hudgins, 1964 (98.1 IP)
8. 88-Ryan Hamilton, 2004 (68.2 IP)
9. 87-Tony Arthur, 2001 (122 IP)  
87-Jon David French, 1994 (128 IP)

### Career

1. 280-Jacob Lee, 2009-12
2. 258-Tyler Zuber, 2014-17
3. 251-Rusty Bourg, 1967-70
4. 234-Keith Horn, 1993-95
5. 228-Matt Whiteside, 1987-90
6. 221-Andy Ferguson, 2008-11
7. 213-Mark Dobson, 1995-98
8. 212-Ryan Hamilton, 2001-04
9. 210-Daniel Wright, 2010-13
10. 208-Calvin Key, 1994-97

## SHUTOUTS

### Season

1. 3-Chad Soden, 1995  
3-Charles Blackburn, 1970

### Career

1. 5-Charles Blackburn, 1970-73

## LOSSES

### Season

- 10-John Hayduk, 1999

### Career

- 25-Matt Whiteside, 1987-90

## MOST EARNED RUNS ALLOWED

### Season

- 68-John Hayduk, 1999

### Career

- 172-Matt Whiteside, 1987-90

## MOST RUNS ALLOWED

### Season

- 88-Matt Gordon, 1991

### Career

- 235-Matt Whiteside, 1987-90

## MOST HITS ALLOWED

### Season

- 162-Jason Benson, 1996

### Career

- 320-Matt Whiteside, 1987-90

## MOST WALKS ALLOWED

### Season

- 56-Bill Taylor, 1982 (61.2 IP)
- 55-Brinn Williford, 1980 (52.2 IP)
- 54-Mark Dobson, 1998 (110.1 IP)
- 54-Matt Gordon, 1991 (82.1 IP)
- 52-A.L. Gatewood, 1959 (84.1 IP)

### Career

- 148-Bill Taylor, 1982-84

## Fielding

### HIGHEST FIELDING PCT.

#### Season

- 1.000-Alex Potts, 2012 (109 Ch.)
- 1.000-Logan Uxa, 2012 (102 Ch.)
- 1.000-Logan Uxa, 2011 (113 Ch.)
- 1.000-Randy Sugg, 1997 (118 Ch.)
- 1.000-Steve Carson, 1985 (155 Ch.)
- 1.000-Greg Crow, 1995 (119 Ch.)
- 1.000-Nick Martin, 2001 (120 Ch.)
- .997-Matt Burgess, 2016 (365 Ch.)
- .997-Tyler Smith, 2011 (292 Ch.)
- .997-Chris Prothro, 2005 (312 Ch.)
- .997-Aaron New, 1998 (394 Ch.)

- .995-Matt Burgess, 2014 (444 Ch.)
- .995-Randy Sugg, 1998 (217 Ch.)
- .995-Cody Allison, 1996 (195 Ch.)
- .995-Dusty Sexton, 2003 (417 Ch.)

## PUTOUTS

### Season

- 506-Murray Watts, 2010
- 496-Logan Uxa, 2013
- 492-Geoff Desmond, 2005
- 488-Shane Eaker, 1993
- 481-Kent Brunen, 2001
- 445-Jordan Castaldo, 2011
- 441-Shane Eaker, 1992
- 434-Brandon Eller, 2007
- 425-Brandon Eller, 2009
- 417-Dusty Sexton, 2003

### Career

- 1,274-Stuart Levy, 2012-15
- 1,001-Brandon Eller, 2006-09
- 980-Matt Burgess, 2014-16
- 929-Shane Eaker, 1992-93

## ASSISTS

### Season

- 195-Chris Floyd, 1994
- 189-Chris Floyd, 1995
- 181-Matt Bryant, 1996
- 177-Dustin Jones, 2013
- 175-Brock Buckingham, 2001
- 165-Matt Bales, 1999
- 161-Dustin Jones, 2012
- 161-Matt Bryant, 1997
- 160-Dustin Jones, 2014
- 158-Chris Floyd, 1993
- 157-Ryan Hudgins, 2008
- 156-L.A. Bowman, 1998
- 155-Joe Schrimpf, 2015
- 155-L.A. Bowman, 1997
- 155-Chris Rich, 2005

### Career

- 687-Chris Floyd, 1992-95

## ERRORS

### Season

- 29-John David Pattillo, 1989
- 26-Chris Floyd, 1993
- 25-George Sterner, 2002
- 22-Jordan Kimball, 2009
- 22-Mike Sirianni, 2004
- 22-Chris Rich, 2005
- 21-Tanner Ring, 2016
- 21-Mark Stephens, 1982

- 20-Jerome Stone, 1982
- 20-Bobby Bailey, 1990
- 20-Jim Loflin, 1990
- 20-Bobby Bailey, 1991
- 20-Chad Cole, 1999

### Career

- 72-Chris Floyd, 1992-95

## TEAM RECORDS

### Batting Records

#### At Bats

- Game: 67 vs. Little Rock (5/18/17)  
Season: 2,146-1994

#### Runs Scored

- Game: 28 vs. Memphis State, 1992  
27 vs Murray State (3/11/14)  
Season: 429-2005

#### Hits

- Game: 26 vs. UALR, 1994  
Season: 647-2010

#### Runs Batted In

- Game: 26 vs. Memphis State, 1992  
Season: 390-2005

#### Doubles

- Game: 9 vs. UALR (4/8/06)  
9 vs. WKU (5/7/06)  
Season: 135-2005

#### Triples

- Game: 5 vs. North Dakota St., 1956  
Season: 22-2016

#### Home Runs

- Game: 8 at UALR (4/10/05)  
Season: 78-2005

#### Total Bases

- Game: 56 at UALR (4/10/05)  
Season: 1023-2005

#### Stolen Bases

- Game: 10 vs. Southwestern, 1953  
10 vs. Arkansas Tech, 1952  
Season: 91-1982,1983

#### Base on Balls

- Game: 18 vs. Arkansas College, 1994  
Season: 292-1994

#### Hit by Pitch

- Game: 8 vs. Little Rock (5/19/17)  
8 at Murray State (3/11/14)

# RECORDS

Season: 100-2017

## Strikeouts

Game: 20 vs. ULL (5/25/16)

Season: 469-2013

## Left on Base

Game: 24 vs. Little Rock (5/18/17)

Season: 530-1994

## Batting Average

High: .314-2005

Low: .162-1963

## Runs per game

High: 7.90-1956

Low: 2.50-1963

## Hits per game

High: 11.29-2005

Low: 4.81-1963

## Walks per game

High: 5.95-1952

Low: 2.77-1970

## Strikeouts per game

High: 8.26-1965

Low: 3.61-1975

## Pitching Records

### Most Innings Pitched

Game: 22 vs. Murray State, 1961

Season: 553.2-1994

### Most Strikeouts

Game: 21 vs. Georgia Southern (3/20/15)

Season: 487-2013

# ARKANSAS STATE IN POSTSEASON PLAY

<b>DIVISION I PLAYOFFS</b> <b>1994</b> <b>CENTRAL REGIONAL:</b> OKLAHOMA 10, ASU 3 ASU 10, UT-SAN ANTONIO 5 ASU 4, NEVADA 2 TEXAS 9, ASU 4	ASU 11, NORTHERN IOWA 3 ASU 11, MANKATO STATE 1 <b>COLLEGE WORLD</b> <b>SERIES:</b> DELTA STATE 3, ASU 1 ASU 10, LONG ISLAND 3 DELTA STATE 4, ASU 3
<b>1970</b> <b>DISTRICT IV:</b> PAN AMERICAN 5, ASU 0 TEXAS 5, ASU 0	<b>1967</b> <b>MIDWEST REGIONAL:</b> ASU 6, NORTH DAKOTA 3 ASU 12, SEMO 6 NORTH DAKOTA 7, ASU 6
<b>COLLEGE DIVISION</b> <b>PLAYOFFS</b> <b>1968</b> <b>MIDWEST REGIONAL:</b>	<b>FINALS:</b> ASU 9, NORTH DAKOTA 6

## Most Walks

Game: 16 at South Alabama (4/9/16)

16 vs. Northern Illinois, 1981

16 vs. Murray State, 1975

Season: 281-2017

Game: 25 vs. New Orleans (4/27/08)

25 at Oklahoma St. (4/11/07)

25 vs. New Orleans, 1989

25 vs. Washington (Mo.), 1956

Season: 587-2010

## Most Runs Allowed

Game: 27 vs. Washington (Mo.), 1956

Season: 425-1999

## Earned Run Average

High: 7.98-1990

Low: 2.55-1968

## Most Earned Runs Allowed

Game: 24 vs. New Orleans, 2008

Season: 334-1999

## Runs Allowed per Game

High: 9.16-1991

Low: 3.24-1971

## Hits Allowed

## Hits Allowed per Game

# A-State No Hitters and One Hitters

## No Hitters - By A-State Pitchers

Taylor Fowler vs. Northwestern, 2005

Len Manning/Joey Hector vs. Harding, 1993

Reggie Gatewood vs. Arkansas-Little Rock, 1991

Preston Parker vs. Texas Pan American, 1983

Rick Sanquist vs. Harding, 1981

Ernie Crone vs. Southern Illinois, 1951

## No Hitters -Against A-State

Arkansas-Little Rock-1990

Murray State-1971

Southern Illinois-1953

## One Hitters-By A-State Pitchers

Robby Cuffia vs Louisiana Tech, 2001 (7 inning game)

Keith Horn vs. South Alabama, 1993

Brinn Williford vs. Ole Miss, 1978

Paul Williamson vs. Northern Iowa, 1977

Doug Walters vs. Northeast Louisiana, 1974

Rusty Bourg vs. Abilene Christian, 1970

A.L. Gatewood vs. Arkansas-Little Rock, 1959

High: 11.31-1991  
 Low: 6.29-1967

### Walks per Game

High: 6.00-1952  
 Low: 2.55-1970

### Strikeouts per Game

High: 8.75-1959  
 Low: 2.79-1948

### Fielding Records

#### Putouts

Game: 66 vs. Murray State, 1961  
 Season: 1,662-1994

#### Assists

Game: 22 at UCA (5/5/15)  
 22 vs. MTSU (3/25/07)  
 Season: 708-1994

#### Errors

Game: 9 vs. Memphis (4/7/09)  
 9 vs. Memphis State, 1991  
 9 vs. UALR 1983  
 9 vs. Louisiana Tech, 1959  
 9 vs. Kansas State, 1954  
 9 vs. Henderson State, 1952  
 Season: 137-1991

#### Double Plays

Game: 5 vs. Arkansas Tech, 1952  
 Season: 59-1998, 1994

#### Fielding Percentage

High: .974-2014  
 Low: .890-1952

### Miscellaneous Records

#### Games Played

High: 64-1994  
 Low: 17-1957

#### Games Won

High: 39-1994  
 Low: 5-1980

#### Games Lost

High: 38-1999, 1990  
 Low: 7-1956

#### Consecutive Games Won

Season: 11-1968

#### Consecutive Games Lost

Season: 19-1980

#### Conference Wins

High: 20-1995 (Sun Belt)  
 Low: 1-1991 (America South)

### Conference Losses

High: 26-1999 (Sun Belt)  
 Low: 3-1973, 1970 (Southland)

### Won-Lost Percentage

High: .757 (26-8-1; 1967)  
 Low: .122 (5-36; 1980)

### SEASON TEAM RECORDS

#### Batting

#### Highest Batting Average

.314 in 2005  
 .312 in 2010  
 .307 in 1998  
 .296 in 2009  
 .296 in 1997

#### Runs

429 in 2005 (56 games)  
 414 in 1994 (64 games)  
 377 in 2010 (58 games)  
 367 in 1998 (50 games)  
 364 in 2006 (52 games)  
 361 in 2004 (57 games)  
 348 in 1995 (57 games)  
 346 in 2014 (59 games)  
 337 in 2009 (53 games)  
 336 in 2016 (58 games)

#### Hits

647 in 2010 (58 games)  
 632 in 2005 (56 games)  
 624 in 1994 (64 games)  
 576 in 2004 (57 games)  
 562 in 2006 (52 games)  
 560 in 2011 (59 games)  
 557 in 2009 (53 games)  
 550 in 1998 (50 games)  
 541 in 2002 (58 games)  
 538 in 2007 (55 games)

#### Doubles

135 in 2005 (56 games)  
 124 in 2004 (57 games)  
 121 in 1998 (50 games)  
 118 in 1997 (53 games)  
 117 in 1994 (64 games)  
 116 in 2015 (57 games)  
 115 in 2006 (52 games)  
 112 in 2008 (55 games)  
 111 in 2014 (59 games)  
 110 in 2010 (58 games)

#### Triples

22 in 2016 (58 games)

20 in 1949 (23 games)  
 17 in 1955 (22 games)  
 16 in 1956 (21 games)  
 16 in 1967 (35 games)  
 15 in 2009 (53 games)  
 15 in 2004 (57 games)

### Home Runs

78 in 2005 (56 games)  
 60 in 1998 (50 games)  
 57 in 2006 (52 games)  
 55 in 1997 (53 games)  
 53 in 2004 (57 games)  
 49 in 2003 (55 games)  
 46 in 2007 (55 games)  
 42 in 1999 (56 games)

### Runs Batted In

390 in 2005 (56 games)  
 352 in 1994 (64 games)  
 345 in 2010 (58 games)  
 324 in 2004 (57 games)  
 320 in 2006 (52 games)  
 318 in 1998 (50 games)  
 313 in 1995 (57 games)  
 303 in 2016 (58 games)  
 301 in 2011 (59 games)  
 298 in 2014 (59 games)

### Total Bases

1023 in 2005 (56 games)  
 889 in 2004 (57 games)  
 869 in 2010 (58 games)  
 866 in 2006 (52 games)  
 863 in 1998 (50 games)  
 860 in 1994 (64 games)  
 814 in 1997 (53 games)  
 804 in 2007 (55 games)  
 804 in 2003 (55 games)  
 786 in 2009 (53 games)

### Bases on Balls

292 in 1994 (64 games)  
 281 in 2012 (37 games)  
 279 in 2011 (59 games)  
 278 in 1996 (59 games)  
 255 in 2010 (58 games)  
 253 in 2014 (59 games)  
 249 in 1982 (44 games)  
 248 in 1995 (57 games)  
 246 in 2017 (55 games)  
 245 in 2002 (58 games)

### Stolen Bases

91 in 1982 (44 games)  
 91 in 1983 (34 games)  
 63 in 2014 (59 games)  
 62 in 2017 (55 games)

# RECORDS

---

61 in 2006 (52 games)  
60 in 1977 (49 games)  
58 in 2012 (57 games)  
56 in 1951 (24 games)

## Left on Base

552 in 2010 (58 games)  
530 in 1994 (64 games)  
525 in 2009 (53 games)  
522 in 2011 (59 games)  
508 in 2015 (57 games)

## Pitching

### Lowest ERA

2.55 in 1968  
2.60 in 1967  
2.65 in 1963  
2.80 in 1971  
2.86 in 1966

### Strikeouts

487 in 2013 (60 games)  
426 in 2015 (57 games)  
423 in 2014 (59 games)  
407 in 1994 (64 games)  
402 in 2016 (58 games)

### Walks Allowed

280 in 2016 (58 games)  
260 in 2015 (57 games)  
246 in 1990 (49 games)  
241 in 1994 (64 games)  
241 in 1993 (59 games)

### Innings Pitched

553.2 in 1994  
530.2 in 2014  
526 in 2011  
514.1 in 2015  
511 in 2010

## Fielding

### Highest Fielding %

.974 in 2014  
.973 in 2012  
.972 in 1998  
.971 in 2001  
.970 in 1994

### Putouts

1662 in 1994 (64 games)  
1592 in 2014 (59 games)  
1578 in 2011 (59 games)  
1543 in 2015 (57 games)  
1533 in 2010 (58 games)

### Assists

708 in 1994 (64 games)

665 in 1996 (59 games)  
664 in 2001 (58 games)  
636 in 1995 (57 games)  
633 in 1999 (56 games)

## Double Plays

59 in 1998 (50 games)  
59 in 1994 (64 games)  
57 in 1997 (53 games)  
56 in 2001 (58 games)  
50 in 2005 (56 games)  
49 in 2007 (55 games)

## Miscellaneous

### Longest Game

22 Innings (1961)-ASU vs. Murray State  
(9-9, tie)

### Longest Winning Streaks

11 in 1968  
10 in 1993  
9 in 1997  
8 in 1994  
8 in 2000

### Longest Losing Streaks

19 in 1980  
19 in 1988-89  
15 in 1991

## National Statistical Champions

### On-Base Percentage

2015: Zach George, .548

### Toughest to Strikeout

2003: Matt Rogelstad, 208 AB, 5 K, 41.6 AB/K


### Team ERA

1997: 3.14 ERA, 154 ER in 441.2 IP

# COACHING RECORDS



**J. A. Tomlinson**  
**33 years**  
**1948-1976**  
**362-426-7 (.461)**



**Richard Johnson**  
**15 years**  
**1977-1991**  
**200-406-1 (.330)**



**Bill Bethea**  
**11 years**  
**1992-2002**  
**311-310 (.501)**



**Keith Kessinger**  
**6 years**  
**2003-2008**  
**148-178-1 (.452)**

**Tommy Raffo**  
**10th Year**  
**2009-Present**  
**258-256-1 (.502)**



## Year-by-Year Records

Year	Record	Pct.	Year	Record	Pct.	Year	Record	Pct.
1948	10-9	.526	1973	8-18	.308	1999	18-38	.321
1949	12-11	.522	1974	19-26	.422	2000	20-35	.364
1950	12-11	.522	1975	17-19	.472	2001	22-36	.379
1951	14-10	.585	1976	18-28	.391	2002	23-35	.397
1952	6-14	.300	1977	15-34	.306	2003	24-31	.436
1953	7-17	.292	1978	16-31	.340	2004	29-28	.508
1954	9-14	.391	1979	10-25	.286	2005	33-23	.589
1955	11-11	.500	1980	5-36	.122	2006	22-30	.423
1956	14-7	.667	1981	17-20	.459	2007 <sup>^</sup>	20-32	.384
1957	6-11	.353	1982	25-18-1	.579	2008	20-34-1	.363
1958	9-10	.474	1983	16-18	.471	2009	23-30	.433
1959	11-13	.458	1984	6-25	.194	2010	30-28	.517
1960	11-14-2	.444	1985	11-22	.333	2011	27-31-1	.457
1961	13-12	.520	1986	20-21	.488	2012	34-23	.593
1962	10-15	.400	1987	12-23	.343	2013	28-31	.474
1963	7-19	.269	1988	15-26	.366	2014	32-27	.542
1964	12-21	.364	1989	11-34	.244	2015	27-30	.474
1965	7-14-2	.304	1990	11-38	.224	2016	29-29	.500
1966	10-12-1	.457	1991	10-35	.222	2017	28-27	.509
1967	26-8-1	.757	1992	22-30	.423	2018	20-32	.384
1968	22-12-1	.643	1993	33-26	.559	<b>Total</b>	<b>1302-1607-10</b>	<b>.447</b>
1969	14-17	.452	1994	39-25	.609			
1970	16-17	.485	1995	37-20	.649			
1971	20-17	.541	1996	32-27	.542			
1972	11-19	.367	1997	35-18	.660			
			1998	30-20	.600			

<sup>^</sup>-Three wins vacated in 2007, actual on-field record was 23-32

# ALL-TIME RECORD VERSUS OPPONENTS

Opponent	W	L	T	First	Last						
Iowa	0	1	0	1948	1948						
Abilene Christian	10	7	0	1964	1973	Iowa State	5	4	1	1967	2001
Akron	1	1	0	2006	2006	IPFW	0	1	0	2010	2010
Alabama	6	13	0	1969	2002	Jackson State^	1	0	0	2007	2007
Appalachian State	5	4	0	2015	2017	Jacksonville University	11	16	0	1993	1998
Arkansas-Monticello - 1	5	1	0	1949	2014	Kansas	6	10	0	1955	1986
Arkansas-Pine Bluff	10	1	0	1998	2016	Kansas State	12	8	0	1953	2015
Arkansas Tech	5	6	0	1949	1957	Kentucky	1	0	0	2006	2006
Auburn	0	1	0	2011	2011	Lafayette College	1	0	0	1990	1990
Augustana College (Ill.)	4	0	0	1979	1979	Lamar	32	58	0	1967	2012
Austin Peay State	8	6	0	1995	2017	Lambuth	13	0	0	1994	2002
Barksdale Air Force Base (La.)	1	0	0	1955	1955	Lipscomb	1	0	0	2004	2004
Baylor	1	0	0	1996	1996	<b>Little Rock - 3</b>	<b>76</b>	<b>45</b>	<b>0</b>	<b>1975</b>	<b>2017</b>
Belmont	1	0	0	2004	2004	LIU Brooklyn	1	0	0	1968	1968
Bowling Green	0	3	0	1970	1970	<b>Louisiana - 4</b>	<b>39</b>	<b>82</b>	<b>0</b>	<b>1972</b>	<b>2017</b>
Bradley	7	4	0	1959	2013	Louisiana State	1	5	0	1993	1994
Centenary	6	6	0	1953	1997	Louisiana Tech	38	79	0	1956	2017
<b>Central Arkansas - 2</b>	<b>19</b>	<b>14</b>	<b>0</b>	<b>1948</b>	<b>2015</b>	Louisville	3	3	0	1992	2015
Central Florida	0	3	0	1991	1991	Lyon College - 5	9	1	0	1950	2011
Central Michigan	1	7	0	1979	1989	Maine	0	2	0	1989	1989
Central Missouri	0	1	0	1962	1962	McNeese State	13	25	0	1973	2003
Chicago State	2	0	0	2009	2009	Memphis Navy	12	6	0	1948	1957
Christian Brothers	19	10	0	1974	2003	<b>Memphis</b>	<b>58</b>	<b>95</b>	<b>1</b>	<b>1948</b>	<b>2017</b>
Cincinnati	3	1	0	1962	2017	Miami (Ohio)	3	1	0	1992	2014
Clemson	0	1	0	1995	1995	Michigan State	2	1	0	1978	2008
<b>Coastal Carolina</b>	<b>0</b>	<b>3</b>	<b>0</b>	<b>2017</b>	<b>2017</b>	Middle Tennessee State	16	25	0	2001	2013
College of the Ozarks (Ark.)	5	1	0	1949	1951	Millikin University (Ill.)	1	0	0	1978	1978
Concordia College (Minn.)	0	1	0	1957	1957	Minnesota St.-Mankato - 6	2	1	0	1960	1968
Creighton	5	6	0	1969	2014	Mississippi College	0	1	0	1974	1974
Crichton	0	1	0	2005	2005	Mississippi State	10	42	0	1954	2006
Dayton	1	0	0	2012	2012	<b>Mississippi Valley State</b>	<b>0</b>	<b>1</b>	<b>0</b>	<b>2017</b>	<b>2017</b>
Dallas Baptist	2	1	0	1999	2000	<b>Missouri</b>	<b>7</b>	<b>20</b>	<b>0</b>	<b>1958</b>	<b>2013</b>
Delta State	24	31	0	1948	2002	Missouri Southern State	1	1	0	1981	1992
Denison University (Ohio)	1	0	0	1994	1994	<b>Missouri State - 7</b>	<b>22</b>	<b>42</b>	<b>0</b>	<b>1964</b>	<b>2017</b>
DePauw	0	1	0	1960	1960	Missouri-St. Louis	0	4	0	1971	1977
Eastern Illinois	18	4	0	1967	2005	Morehead State	1	1	0	1982	2016
Eastern Kentucky	3	1	0	1995	1995	Morningside (Iowa)	3	1	0	1977	1983
Evansville	4	6	0	2010	2012	Murray State	50	51	1	1948	2015
Freed-Hardeman	3	0	0	1995	2006	Navy	1	0	0	2008	2008
Florida Atlantic	6	13	1	2007	2013	Nebraska	0	1	0	2000	2000
Florida International^	20	31	1	1999	2013	Nebraska Omaha	0	1	0	2016	2016
<b>Georgia State</b>	<b>7</b>	<b>6</b>	<b>0</b>	<b>2014</b>	<b>2017</b>	Nevada	1	0	0	1994	1994
<b>Georgia Southern</b>	<b>4</b>	<b>6</b>	<b>0</b>	<b>2015</b>	<b>2017</b>	New Mexico	0	2	0	1976	2003
Harding	33	6	0	1981	2003	New Mexico State	7	13	0	1987	2005
Harris-Stowe State	4	0	0	2008	2009	<b>New Orleans</b>	<b>25</b>	<b>49</b>	<b>0</b>	<b>1974</b>	<b>2010</b>
Henderson State	5	4	0	1950	2006	Nicholls State	1	2	0	1973	1994
Houston	0	1	0	1979	1979	North Alabama	1	0	0	1982	1982
Houston Baptist	3	0	0	2015	2015	North Dakota	13	4	0	1960	1970
Illinois	3	3	0	1957	1967	North Dakota State	1	0	0	1956	1956
Illinois-Chicago	4	2	0	1967	2004	North Texas	6	3	0	1984	1986
<b>Illinois State</b>	<b>3</b>	<b>7</b>	<b>0</b>	<b>1949</b>	<b>2015</b>	Northern Illinois	4	3	0	1979	2012
Indiana	0	9	0	1955	1977	Northern Iowa	10	4	0	1968	2004
Indiana State	3	1	0	1996	2000	Northwestern	9	8	1	1960	2007

# ALL-TIME RECORD VERSUS OPPONENTS

Northwestern State	5	8	0	2000	2017	UTEP	2	0	0	1982	1982
Notre Dame	6	9	0	1953	1974	Valparaiso	2	0	0	1948	1948
NYIT	4	0	0	2017	2017	Vanderbilt	0	2	0	2004	2013
Ohio	0	2	0	1972	1972	Wabash College (Ind.)	0	1	0	1954	1954
Ohio State	0	1	0	2008	2008	Wake Forest	0	1	0	1989	1989
Oklahoma	1	7	0	1985	1999	Washington Univ. (Mo.)	14	19	0	1953	1968
Oklahoma City	0	1	0	1987	1987	West Alabama - 12	1	2	0	1973	1976
Oklahoma State	4	8	0	1976	2007	Western Illinois	6	6	0	1957	2013
<b>Ole Miss</b>	<b>25</b>	<b>84</b>	<b>0</b>	<b>1951</b>	<b>2017</b>	Western Kentucky	37	38	0	1993	2014
Oral Roberts	1	3	0	1992	2001	Western Michigan	0	3	0	1964	1964
Ouachita Baptist	4	2	0	1949	1980	Wichita State	0	4	0	1992	1995
Portland	1	2	0	2010	2010	Williams Baptist	3	1	0	2001	2009
Providence	0	2	0	1973	1973	Winona State (Minn.)	0	1	0	1952	1952
Purdue	8	4	2	1959	1968	Wisconsin	2	1	0	1968	1968
Quincy College (Ill.)	5	6	0	1958	1977	Wisconsin-Milwaukee	9	2	0	2005	2016
Rhodes - 8	20	4	0	1950	1986	Wright State	2	0	0	1995	1995
Rice	0	1	0	2000	2000						
Rutgers	2	1	0	1974	1974						
Saint Louis	23	22	1	1953	2016						
Saint Mary's Univ. (Minn.)	1	0	0	1958	1958						
Samford	3	3	0	2006	2007						
Sam Houston State	2	5	0	1977	2013						
Scott Air Force Base (Ill.)	0	1	0	1953	1953						
Seton Hall	1	0	0	2008	2008						
Siena	0	1	0	2009	2009						
<b>South Alabama</b>	<b>27</b>	<b>69</b>	<b>0</b>	<b>1993</b>	<b>2017</b>						
South Dakota State	4	0	0	2005	2012						
<b>Southeast Missouri</b>	<b>37</b>	<b>33</b>	<b>0</b>	<b>1959</b>	<b>2017</b>						
Southern Arkansas	1	1	0	1996	1999						
<b>Southern Illinois</b>	<b>24</b>	<b>48</b>	<b>0</b>	<b>1948</b>	<b>2017</b>						
SIU-Edwardsville	6	9	0	1968	2012						
Southern Mississippi	0	6	0	2005	2008						
Southwest Baptist	3	0	0	1993	1998						
St. John's	0	1	0	1990	1990						
Stephen F. Austin	1	0	0	1983	1983						
Stillman	3	0	0	1971	1971						
Tennessee	2	3	0	1969	2015						
Texas	0	6	0	1970	1994						
Texas A&M	1	6	0	1985	2001						
Texas-Rio Grande Valley - 9	19	29	0	1970	1998						
Texas-San Antonio	1	0	0	1994	1994						
<b>Texas State</b>	<b>11</b>	<b>5</b>	<b>0</b>	<b>2000</b>	<b>2017</b>						
Toledo	2	1	0	2001	2001						
Trinity	7	10	0	1964	1971						
<b>Troy</b>	<b>11</b>	<b>31</b>	<b>0</b>	<b>2006</b>	<b>2016</b>						
Truman State - 10	3	0	0	1975	1975						
Tulane	0	4	0	1973	1974						
<b>UAB</b>	<b>5</b>	<b>5</b>	<b>0</b>	<b>2011</b>	<b>2016</b>						
<b>ULM - 11</b>	<b>37</b>	<b>29</b>	<b>0</b>	<b>1973</b>	<b>2017</b>						
University of Chicago	4	1	0	1950	1961						
Univ. of St. Francis (Ill.)	1	0	0	1981	1981						
<b>UT Arlington</b>	<b>38</b>	<b>44</b>	<b>0</b>	<b>1969</b>	<b>2017</b>						
UT Martin	33	15	1	1981	2013						

## Record vs. Minor League Teams

Opponent	W	L	T	First	Last
Arkansas Travelers (Exh.)	0	1	0	1972	1972
Clarksdale Planters	2	0	0	1948	1948
Hot Springs Bathers	0	1	0	1952	1952
Terre Haute Phillies	0	2	0	1949	1949

^ - Three wins were vacated in the 2007 season, one each versus Florida International, Jackson State, and Murray State. Records shown are actual on-field record.

## 2018 Opponents in Bold

1-Formerly Arkansas A&M, 2-Formerly Arkansas State Teachers College, 3-Formerly Arkansas-Little Rock and UALR, 4-Formerly Southwestern Louisiana and Louisiana-Lafayette, 5-Formerly Arkansas College, 6-Formerly Mankato State, 7-Formerly Southwest Missouri State, 8-Formerly Southwestern at Memphis, 9-Formerly Texas-Pan American, 10-Formerly Northeast Missouri State, 11-Formerly Northeast Louisiana, 12-Formerly Livingston State

# ALL-TIME LETTERMEN

## — A —

Abel, Neil	1957, '58
Akel, Abraham	1966
Akin, Jay	1996 '97
Alexander, Glen	1977
Alferman, Derek	1993 '94
Allen, Brad	2010 '11
Allen, Mike	1978 '79
Allison, Cody	1995 '96
Allison, Josh	2002 '03 '04 '06
Alvarez, Frankie	2016
Amann, Rudolph	1947 '48
Ammons, Bill	1948 '49
Andersen, Brett	2015
Anderson, Brian	1993 '94
Anderson, Jerry	1988 '89
Anderson, John	2000, '01 '02 '03
Anglen, Toby	1994 '95
Appleby, Bob	1947
Arms, Kevin	1985 '86
Arnold, Darrell	1956 '57
Arnold, Kevin	1972 '73 '74 '75
Arthur, Tony	2000, '01
Arthur, Robert	1973
Aspegren, Austin	2015
Austin, Pel	1947 '48
Avant, Grey	2006 '07 '08 '09
<b>Ayers, Bryan</b>	<b>2014 '16 '17</b>

## — B —

Barstad, Brandon	2002
Bailey, Bobby	1990 '91
Bakamus, Jake	2016 '17
Bakanac, Ben	1954
Baker, Austin	2013 '14 '15 '16
Bales, Matt	1999
Banks, John	1999
Banks, Scott	1974
Barber, Blake	1984 '85 '86 '87
Barham, Grover	1954 '55 '56
Barksdale, Aaron	1997 '98
Baucum, Hilton	1961
Baumgartner, Todd	2008 '09 '10 '11
Bax, Jacob	2012 '13
Baxter, Cade	2008
Beilsmith, Pat	1973
Benes, Drew	2008 '09 '10
Bennett, Brandon	2006
Benson, Jason	1996 '97
Bentley, Alfred	1960 '61
Berry, Jim	1970 '72
Bethune, Cecil	1965 '66 '67
Bevill, Jimmie	1962 '63
Biggs, Travis	1995

Birginske, Derek	2013 '14 '15 '17
Bishop, Andrew	2005
Blackburn, Charles	1970 '71 '72 '73
Blackburn, Ryan	2007 '08 '09
Blalack, Kearney	1971
Bobango, John	1974 '76
Boesch, Joel	2006 '08
Boever, Doug	1985 '86
Boucher, Todd	2006
Bouldin, Chris	1999
Bounous, Ben	1974
Bourg, Rusty	1967 '68 '69 '70
Bowen, David	2011
Bowlin, Jim	1958 '59
Bowman, Lloyd Allen	'95 '96 '97 '98
Bowman, Jim	1955 '56 '57 '58
Brady, Don	1955
Brasfield, Glenn	1964
Bredensteiner, Reed	1999 '00
Brewer, T.J.	2006, 07
Brown, Kaleb	2012
Brock, Steve	1989 '90 '91 '92
Brown, Doug	1975 '76
Brown, Guy	2006 '07 '08 '09
<b>Brown, Jeremy</b>	<b>2015 '16 '17</b>
Brown, Kaleb	2013 '14
Brown, Kyle	2003 '04
Brown, Lyn	1986 '87
Brown, Scott	1975
Browning, Bobby	1964 '65 '66 '67
Brunen, Kent	2000 '01
Brunen, Kyle	2000 '01
Bryant, Matt	1996 '97
Bucy, Jesse	1949 '50 '51
Buckingham, Brock	2001 '02
Bullington, Chris	2008 '09
Burger, Randy	1982 '83 '84
Burgess, Matt	2014 '15 '16
Burgi, Kevin	2009
Burke, Jim	1964 '65 '67 '68
Burkhead, Brad	2004, '05
Burks, Drew	2012 '13
Burton, Gene	1969
Bussard, Todd	1998 '99

## — C —

Caceres, Andres	2010 '11
Cahill, Collin	2017
Caldwell, Bill	1957 '58 '59 '60
Callawaert, Jim	1971 '72
Callaway, Jim	1965 '66 '67 '68
Camien, Scott	1998
Campers, Vernon	1947
Camras, Bob	1975 '76 '77

Carda, Greg	1984 '85
Carlson, Scott	1998
Carr, Skip	1981
Carrillo, Vic	1971 '72
Carson, Steve	1984 '85 '86 '87
Castaldo, Jordan	2010 '11
Castleberry, Michael	2001
Cates, Daneil	2004
Chambers, Neal	2002 '03
Chapple, Gerald	1954
Childs, Ralph	1958
Clark, Mike	1979
Clay, Michael	1998
Clements, Taylor	2010
Cloud, Matt	1997
Coatney, Brooks	2002
Cobb, John	1947
Coggins, Wilburn	1954
Cole, Chad	1999
Coleman, Brian	1998
Coleman, Derrick	2008 '09
Conley, Myron	1948 '49
Cook, John	1952
Cook, Scott	1990 '91 '92
Cooper, Eddie	1974
Cooper, Junior	1977 '78 '79
Copeland, Ken	1971 '72 '73 '74
Corrigan, Ryan	1999 '00 '01 '02
Cothorn, Mack	1949 '50 '51
Craft, Lance	1998
Crail, Orland	1955
Cramer, Brent	2002 '03
Crews, Jim	1948
Croft, Eddie	1964 '65
Croft, Morgan	2012 '13 '14
Crone, Ernie	1948 '49 '50 '51
Crow, Greg	1995 '96
Cuffia, Robby	2000 '01
<b>Culbertson, Peyton</b>	<b>2016 '17</b>
Cunningham, Derek	2004
Cutler, Kevin	2002 '03

## — D —

Dagestad, Wes	2010 '11
Darby, Ross	1992 '93 '94
Darling, Bryan	1994 '95
Darling, Don	1964
Daugherty, Fred	1951
Davis, Jeff	1970 '71 '73
Davis, John	1975 '76
Davis, Pete	1970 '71 '72 '73
Davis, Sandy	1980 '81 '82 '83
Davis, William	1965
Dawson, James	1962 '63







# ALL-TIME LETTERMEN

## — S —

Sagely, Tony	1985 '86
Sandquist, Rick	1980 '81
Saunches, Ray	1947 '48 '49
Schmidt, Lennis	1955
Schneider, Eric	1994
Schuck, Brian	2004 '05 '06
Schug, A.G.	1957
Schrimpf, Joe	2014 '15 '16 '17
Schroeder, Doug	2003
Schultz, Duff	1949
Scott, Bobby	1949 '50 '51
Scott, Gary Don	1973
Sechrest, Bob	1951
Seldomridge, Tim	2015 '16 '17
Self, Brent	2000
Self, Brian	1991
Settlemoir, Mark	1981
Sexton, Dusty	2002 '03
Seymore, Curtis	1962 '63 '64
Shaneyfelt, Jim	1951 '52 '53 '54
Shell, David	1978 '79 '80
Shelton, Alan	1983 '84
Shelton, David	1983 '84 '85 '87
Shelton, Greg	1973
Sherrill, Bobby	1967 '68 '69
Shewmake, Shane	1992
Short, Daniel	2011
Shiple, Zach	2002 '03
Shores, Chris	2000
Shordon, Levi	2012 '13
Short, Daniel	2012
Siebert, Marty	1995
Silverthorn, Mark	2001 '02 '03
Simler, Kevin	1993 '94 '95 '96
Simmons, Bill	1970
Simpson, Homer	1951
Sinko, Jerry	1959 '60
Sirianni, Mike	2004, '05
Skaggs, Zach	2007
Skirvin, Lance	1994
Smart, Hudson	2004, '05 '06
Smigay, Dan	1950 '51 '52
Smith, Bill	1960 '61 '62
Smith, Dewey	1984 '86 '87
Smith, Dub	1993 '94
Smith, Hunter	2007
Smith, Jackie	1970
Smith, Jeremy	1999
Smith, John Duke	1954
Smith, Keith	1985
Smith, Steve	1975 '76
Smith, Tyler	2010, '11

Smithers, J.C.	1948 '49
Snider, Butch	1987
Soden, Chad	1994 '95
Sommers, Bill	1950 '51 '52 '53
Spann, Bobby	1952 '53 '54
Spence, Loren	1954 '55 '56
Spielman, Steve	1978 '79
Spikes, Cody	1999
Stafford, Lane	1999 '00 '01 '02
Stallings, Tim	1985 '86 '87 '88
Starr, Maurice	1948 '49 '50
Stephens, Mark	1980 '81 '82
Sterner, George	2000 '01 '02 '03
Sterns, Jim	1991
Stevens, Jim	1953 '54
Stone, Jerome	1980 '81 '82 '83
Stotts, John	1953
Stout, Dennis	1987 '88
Strange, C.A.	1963
Stroud, Rick	1981

## **Stuckenschneider, Brandon** **2017,18**

Sugg, Joe	2002 '04 '05
Sugg, Randy	1995 '96 '97 '98
Sulicz, Paul	1975
Sullivan, John	1996
Sutton, Rocky	1978

## — T —

Tadich, Jim	1949 '50
Takacs, Robert	1954 '56 '57
Tate, Kevin	1988 '89 '90 '91
Taylor, Bill	1982 '83 '84
Taylor, Conner	1947
Taylor, Gilbert	1949 '52
Taylor, Lyndal	1950
Taylor, Nick	2012
Taylor, Phillip	1994
Teaster, Leonard	1956 '57
Terrall, Charles	1969
Tharp, Stephen	2004 '05
Thomas, Brad	2002
Thomas, Harold	1953 '54 '55 '56
Thomas, Randy	1970
Thomas, Richard	1951
Thurston, Jim	1969
Tiefenauer, Jeff	1974 '75
Tinnin, Ronnie	1962
<b>Tipton, Drew</b>	<b>2017,2018</b>
Tipton, Johnny	1966 '67
Tomlinson, Joe	1964 '65 '66
Torr, Jordan	2008
Travers, Darrin	1992 '93
Treadway, Jay	1993 '94

Turner, Joe	1947
Turner, Matt	1980 '81
Turpin, John	1983 '84
Tyler, Sam	1998

## — U —

Uchtman, Lyle	1999 '00
Uhlmansiek, Tommy	1947
Unrat, Chris	1992 '93
Unser, Jerry	1972 '73 '74 '75
Uxa, Logan	2010 '11 '12 '13

## — V —

Vallot, Joey	1988 '89
<b>Vaughan, Casey</b>	<b>2017,2018</b>
Vertz, Karnie	2003 '04
Vines, Cecil	1950
Vorhoff, Keith	2001

## — W —

Wade, Jeremy	1997
Wagner, Fred	1955
Wagner, Jim	1967 '68 '69 '70
Walker, Brent	1991
Walker, Mitchell	1975
Walker, Randy	1981
Wallace, Bradley	2011 '12 '13 '14
Wallace, Chuck	1974 '75
Wallace, Lee	1987 '88
Walls, Raymond	1951 '52
Walters, Charles D.	1975
Walter, Doug	2004 '05
Walters, Doug	1972 '73 '74 '75
Walters, Keith	1980 '81
Ware, Chase	2008 '09
Ward, Dewain	1962
Washington, Henry	1974 '76 '77 '78
Watson, Leslie	1951
Watts, Bryan	1985 '86
Watts, Murray	2008 '09 '10
Weaver, Steve	1990 '91
Webb, Robert	1963 '64 '65 '66
Weiner, Max	1991 '92
Weir, Sammy	1963
Welch, Winston	2017
Wells, Danny	1955
Welsh, Bradey	2016 '17
Westmoreland, Brandon	2005
White, Greg	1988 '89
White, Randy	1989 '90
White, Ty	2015 '16
Whiteside, Matt	1987 '88 '89 '90
Whiteside, Ryan	1992
Whitford, Chris	1996

Whitney, Don	1973
Wiedower, Brian	1986 '87 '88 '89
Wilburn, Anthony	1999
Wilcox, Fred	1967
Wilcoxson, Eric	2014 '15
Wilhelm, Benny	1948
Williams, Dwight	1948
Williams, Mark	1976 '77 '78
Williams Jr., Michael	2005, 06
Williams, Rick	1986 '87
Williams, Stan	1968 '69 '70 '71
Williams, Vernon	1956
Williamson, Paul	1974 '75 '76 '77
Williford, Brinn	1978 '79 '80
Winfield, Tyler	2012 '13
Wilson, Gary	1999 '00
Wilson, Harold	1962
Womack, Zack	1974 '75
Wood, John	1960 '61
Wood, John	1975 '76
Woodhouse, Cody	2011 '12 '13 '14
Worthington, Bob	1974 '75 '76 '77
Wortsmith, Robert	1968 '69
Wright, Dan	1971
Wright, Daniel	2010 '11 '12 '13
Wrotten, Eldon	1950 '52 '53

— Y —

Yancey, Craig	1984 '85
Yates, Josh	2006, '07
Yeo, Ethan	2013
Young, Doug	1988 '89
Youngblood, Robert	1959

— Z —

Zimmerman, Barry	1980
Zuber, Tyler	2014 '15 '16 '17

## 1948- J. A. Tomlinson

**Won 10, Lost 9 (.526)**

Valparaiso	W	8-4
Valparaiso	W	11-4
Iowa	L	2-15
Southern Illinois	W	3-2
Clarksdale Planters	W	21-3
Clarksdale Planters	W	2-0
Memphis Navy	W	9-6
Delta State	L	2-5
Delta State	W	10-0
Memphis State	L	2-10
Southern Illinois	W	8-6
Murray State	L	6-12
Arkansas St. Teachers Coll. (13 inn)	L	3-4
Delta State	L	1-3
Delta State	W	7-5
Memphis Navy	L	10-11
Murray State	L	0-2
Memphis State	W	4-2
Arkansas St. Teachers College	L	2-8

## 1949- J. A. Tomlinson

**Won 12, Lost 11 (.522)**

Illinois State	L	4-5
Terre Haute Phillies	L	7-11
vs. Terre Haute Phillies^ (11 inn)	L	4-5
at Arkansas Tech*	L	2-8
at College of the Ozarks*	L	7-15
Southern Illinois	W	14-2
at Memphis State	L	4-8
at Ouachita Baptist*	L	5-6
at Ouachita Baptist*	W	5-4
at Arkansas A&M*	W	14-5
at Arkansas A&M*	W	10-4
at Memphis Navy	W	13-2
Arkansas Tech*	W	7-6
at Arkansas St. Teachers Coll.*	L	0-6
Ouachita Baptist*	W	12-2
Ouachita Baptist*	L	4-5
Arkansas St. Teachers Coll.*	W	8-6
Memphis State	W	4-3
College of the Ozarks*	W	7-6
at Southern Illinois	L	3-6
Memphis Navy	W	5-4
at Delta State	L	1-2
vs. Delta State#	W	12-5

^ - Game Played in Dyersburg, Tenn.

\* - AIC Games

# - Game Played in Drew, Miss.

## 1950- J. A. Tomlinson

**Won 12, Lost 11 (.522)**

University of Chicago	L	4-7
University of Chicago	W	11-7
Delta State	L	4-6
Delta State	L	2-4
Southern Illinois	L	4-6
Memphis State	L	5-11

Southwestern at Memphis	L	13-26
Memphis Navy	W	13-2
Arkansas College*	W	8-3
Arkansas A&M*	W	5-1
Arkansas Tech*	L	4-8
College of the Ozarks*	W	8-6
Arkansas College*	W	8-5
Henderson State*	W	4-3
Southern Illinois	L	3-9
Memphis Navy	W	14-10
Arkansas St. Teachers College*	W	13-3
Southwestern at Memphis	W	6-5
Arkansas Tech*	L	2-3
College of the Ozarks*	W	13-5
Memphis State	L	12-14
Arkansas St. Teachers College*	L	4-5
Henderson State*	W	5-2

\* - AIC Games

## 1951- J. A. Tomlinson

**Won 14, Lost 10 (.583)**

Southern Illinois	L	6-8
at Mississippi	W	7-3
at Mississippi (7 inn)	L	4-11
University of Chicago	W	3-2
Delta State	L	3-4
Delta State	W	8-4
Arkansas College	L	9-11
College of the Ozarks	W	14-5
College of the Ozarks	W	15-12
Southwestern at Memphis	W	14-11
Memphis Navy	W	5-4
Southern Illinois	W	3-2
Arkansas St. Teachers College	W	15-1
Memphis State	L	3-7
Southwestern at Memphis	W	10-3
Delta State	W	10-6
Delta State	W	5-1
Henderson State	L	2-3
Henderson State	L	4-5
Arkansas St. Teachers College	L	6-11
Arkansas Tech	L	4-5
Arkansas College	W	10-3
Memphis State	L	2-3
Memphis Navy	W	4-3

## 1952- J. A. Tomlinson

**Won 6, Lost 14 (.300)**

Mississippi	L	1-6
Mississippi	L	3-9
Southwestern at Memphis	W	14-7
Winona State	L	3-4
Hot Springs Bathes	L	3-5
Henderson State	L	3-12
Memphis Navy	L	6-8
Arkansas Tech	L	2-5
Delta State	L	5-9
Arkansas-Monticello	W	7-3
Arkansas-Monticello	W	3-2

Memphis State	W	6-5
Delta State	W	7-2
Southern Illinois	L	6-17
Southern Illinois	L	3-14
Henderson State	L	9-11
Memphis State	L	1-13
Memphis Navy (11 inn)	L	7-8
Arkansas Tech	W	13-0
Southwestern at Mem. (10 inn)	L	5-6

## 1953- J. A. Tomlinson

**Won 7, Lost 17 (.292)**

Centenary	L	0-5
Centenary	L	4-5
Centenary	W	8-4
Southern Illinois	L	1-5
Southern Illinois	L	2-5
Notre Dame	L	2-11
Notre Dame	L	0-9
Kansas State	W	12-0
Memphis Navy	W	6-5
Memphis State	L	2-5
Delta State	L	1-3
Scott Air Force Base (Ill.)	L	4-5
Washington University (Mo.)	L	8-9
Washington University (Mo.)	W	8-7
Southwestern at Memphis	W	20-2
Delta State	L	6-7
Saint Louis	L	7-20
Centenary	W	4-0
Memphis State	W	4-3
Memphis Navy	L	1-6
Southern Illinois	L	0-9
Southern Illinois	L	3-4
Mississippi	L	4-7
Notre Dame	L	7-8

## 1954- J. A. Tomlinson

**Won 9, Lost 14 (.391)**

Southern Illinois	L	4-13
Southern Illinois	W	7-6
Southwestern at Memphis	W	4-0
Wabash College	L	6-9
Kansas State	L	3-22
Kansas State	L	1-15
Saint Louis	W	5-3
Memphis Navy	W	7-4
Washington University (Mo.)	L	1-9
Washington University (Mo.)	L	1-11
Mississippi State	L	3-13
Delta State	W	11-7
Mississippi	L	0-2
Notre Dame	W	4-3
Notre Dame	L	7-8
Mississippi	L	4-7
Delta State	L	4-5
Washington University (Mo.)	L	1-6
Saint Louis	L	6-12
Memphis State	W	4-3
Southwestern at Memphis	W	14-0



Memphis State W 2-0  
 Memphis Navy L 0-3

**1955- J. A. Tomlinson  
 Won 11, Lost 11 (.500)**

Barksdale AFB (La.) (10 inn) W 5-4  
 Centenary (10 inn) L 4-5  
 Centenary L 3-7  
 Indiana L 2-5  
 Indiana L 3-6  
 Kansas W 6-5  
 Kansas W 10-4  
 Delta State W 6-1  
 Delta State W 7-3  
 Mississippi L 1-8  
 Mississippi L 1-10  
 Southern Illinois L 3-5  
 Memphis Navy W 5-3  
 Southwestern at Memphis W 11-2  
 Memphis State L11-12  
 Washington University (Mo.) L 4-7  
 Saint Louis L 6-13  
 Saint Louis W11-10  
 Centenary W 6-3  
 Centenary L 9-11  
 Southwestern at Memphis W 8-2  
 Memphis State W 17-7

**1956- J. A. Tomlinson  
 Won 14, Lost 7 (.667)**

Louisiana Tech L 4-10  
 Louisiana Tech L 1-3  
 North Dakota State W17-16  
 Washington University (Mo.) L 7-27  
 Washington University (Mo.) W 5-3  
 Southern Illinois W 4-3  
 Mississippi L 0-7  
 Kansas L 1-7  
 Kansas L 9-11  
 Delta State W 16-1  
 Memphis State W 12-7  
 Arkansas Tech W 14-1  
 Southwestern at Mem. (10 inn) W 7-6  
 Delta State W 19-7  
 Memphis Naval Air St. W 13-7  
 Washington (Mo.) L 2-12  
 Saint Louis W 9-7  
 Southwestern at Memphis W 9-6  
 Arkansas Tech W 10-4  
 Memphis State W 4-3  
 Memphis Navy W 6-4

**1957- J. A. Tomlinson  
 Won 6, Lost 11 (.353)**

Western Illinois L 7-9  
 Southern Illinois L 4-9  
 Memphis Navy L10-11  
 Saint Louis L 1-7  
 Arkansas Tech L 7-14  
 Illinois L 5-14

Illinois W 5-4  
 Concordia College (Minn.) L 0-2  
 Indiana L 0-3  
 Illinois L 0-6  
 Memphis State W 2-0  
 Arkansas Tech W 7-0  
 Centenary W 5-3  
 Centenary W 9-8  
 Washington University (Mo.) W 4-1  
 Saint Louis L 4-14  
 Memphis State L 6-7

**1958- J. A. Tomlinson  
 Won 9, Lost 10 (.474)**

Mississippi State L 1-8  
 Mississippi State L 2-3  
 Washington University (Mo.) W 9-8  
 Washington University (Mo.) W 11-3  
 Saint Louis W 11-2  
 Missouri L 0-13  
 Missouri W 3-2  
 Quincy College (Ill.) L 8-9  
 Saint Mary's Univ. (Minn.) W 7-6  
 Arkansas St. Teachers College W 5-4  
 Arkansas St. Teachers College L 3-4  
 Memphis State L 8-10  
 Southwestern at Memphis W 2-1  
 Southwestern at Memphis W 6-1  
 Washington University (Mo.) L 4-5  
 Saint Louis L 6-14  
 Memphis State W 12-8  
 Murray State L 5-10  
 Murray State L 3-6

**1959- J. A. Tomlinson  
 Won 11, Lost 13 (.458)**

Quincy College (Ill.) W 10-1  
 Washington University (Mo.) W 12-4  
 Washington University (Mo.) W 9-7  
 Missouri L 1-12  
 Purdue L 4-6  
 Memphis State L 4-5  
 Notre Dame L 5-12  
 Bradley W 9-4  
 Bradley L 3-17  
 Saint Louis W 7-2  
 Saint Louis L 7-9  
 Memphis State W 7-5  
 Mississippi L 1-12  
 Mississippi L 0-6  
 Arkansas St. Teachers College W 4-3  
 Arkansas St. Teachers College L 4-6  
 Southwestern at Memphis L 8-9  
 Murray State L 2-3  
 Southeast Missouri State W 3-1  
 Louisiana Tech L 2-12  
 Louisiana Tech L 2-13  
 Louisiana Tech W 7-2  
 Southwestern at Memphis W 9-8  
 Murray State W 7-6

**1960- J. A. Tomlinson  
 Won 11, Lost 14, Tied 2 (.440)**

Northwestern L 9-14  
 DePauw L 3-5  
 Kansas State W19-11  
 Kansas State L 4-7  
 Washington University (Mo.) W 2-1  
 Washington University (Mo.) W 6-4  
 Mankato State (Minn.) L 11-4  
 Mankato State (Minn.) W 5-3  
 Southeast Missouri State L 2-11  
 Murray State (22 inn) T 9-9  
 Quincy College (Ill.) L 7-10  
 Quincy College (Ill.) W 13-4  
 North Dakota W 8-7  
 Saint Louis L11-14  
 Illinois L 2-10  
 Notre Dame L 3-17  
 Notre Dame L 4-15  
 Saint Louis T11-11  
 Washington University (Mo.) L 1-6  
 Murray State W 5-0  
 Southwestern at Memphis W 7-2  
 Memphis State W 4-2  
 Memphis State W 8-5  
 Louisiana Tech L 2-4  
 Louisiana Tech L 1-4  
 Louisiana Tech L 6-7  
 Southwestern at Memphis W 4-1

**1961- J. A. Tomlinson  
 Won 13, Lost 12 (.520)**

University of Chicago W 7-4  
 University of Chicago W 13-3  
 Kansas State W 8-1  
 Kansas State W 3-2  
 Purdue W 8-2  
 Western Illinois W 4-2  
 Mississippi L 3-9  
 Mississippi W 9-8  
 North Dakota W 6-2  
 North Dakota W 3-2  
 Southeast Missouri State W 12-3  
 at Southwestern at Memphis L 5-8  
 at Memphis State L14-16  
 at Memphis State L 1-3  
 at Mississippi L 1-6  
 at Mississippi L 2-4  
 at Murray State W 7-1  
 at Murray State L 1-2  
 Mississippi State L 1-6  
 Mississippi State W 3-2  
 at Washington Univ.(Mo.) L 7-8  
 at Saint Louis L10-11  
 Southwestern at Memphis W 9-8  
 Memphis State L 3-6  
 Memphis State L 3-5

**1962- J. A. Tomlinson**



## Won 10, Lost 15 (.400)

Mississippi State	L	1-8
Mississippi State	L	0-19
Washington University (Mo.)	L	3-5
Washington University (Mo.)	L	1-4
Missouri	L	2-9
Missouri	L	3-7
Mississippi	L	3-7
Mississippi	L	1-13
Southeast Missouri State	W	6-3
Southwestern at Memphis	W	13-2
Southeast Missouri State	W	4-1
North Dakota	W	3-2
North Dakota	L	2-20
Cincinnati	W	2-0
Quincy College (Ill.)	L	3-10
Quincy College (Ill.)	L	0-6
Saint Louis	W	3-2
Saint Louis	W	8-2
Murray State	W	4-3
Memphis State	L	2-8
Southwestern at Memphis	W	8-1
Memphis State	L	0-4
<b>Southwest Regional</b>		
Arkansas St. Teachers College	L	3-5
Southeast Missouri State	W	6-2
Central Missouri	L	2-4

## 1963- J. A. Tomlinson

### Won 7, Lost 19 (.269)

Mississippi State	L	1-9
Mississippi State	L	3-23
Kansas State	L	3-12
Kansas State	W	6-5
Washington University (Mo.)	L	0-5
Washington University (Mo.)	L	3-4
Mississippi	L	1-7
Arkansas St. Teachers College	L	4-5
Arkansas St. Teachers College	W	3-2
Saint Louis	L	1-6
Murray State	L	7-14
Saint Louis	W	6-1
Memphis State	L	1-3
Quincy College (Ill.)	L	1-5
Southern Illinois	W	1-0
Mississippi State	L	0-6
Mississippi State	W	3-1
Memphis State	L	0-2
Southeast Missouri State	W	4-3
Saint Louis	L	2-5
Washington University (Mo.)	L	5-6
Murray State	W	6-5
Southern Illinois	L	1-3
Southern Illinois	L	0-1
Southeast Missouri State	L	0-4
Southeast Missouri State	L	4-5

## 1964- J. A. Tomlinson

### Won 12, Lost 21 (.364)

Southwest Missouri State	W	5-3
--------------------------	---	-----

Southwest Missouri State	W	16-3
Mississippi State	L	0-7
Mississippi State	L	1-21
Northwestern	W	10-9
Northwestern	L	0-3
Kansas State	L	1-3
Kansas State	W	7-5
Western Michigan	L	4-11
Western Michigan	L	1-11
Washington University (Mo.)	W	14-1
Washington University (Mo.)	L	2-7
Western Michigan	L	0-3
Mississippi State	L	0-3
Mississippi State	W	7-4
Southeast Missouri State	L	1-5
Southeast Missouri State	W	7-6
North Dakota	L	3-5
North Dakota	W	26-7
Southern Illinois	L	1-2
Southern Illinois	L	1-5
Memphis State	L	3-5
Southwest Missouri State	W	3-2
Southwest Missouri State	L	0-2
Memphis State	W	2-1
Saint Louis	L	4-8
Washington University (Mo.)	L	1-6

## Southland Conference Tournament (Abilene, Texas)

Abilene Christian	W	3-1
Trinity	W	5-3
Trinity	L	4-7
Trinity	L	6-8
Southern Illinois	L	1-12
Southern Illinois	L	1-3

## 1965- J. A. Tomlinson

### Won 7, Lost 14, Tied 2 (.304)

Northwestern	W	3-2
Northwestern	L	0-11
Notre Dame	L	2-5
Purdue	T	12-12
Purdue	L	8-9
Purdue	W	4-3
Kansas State	W	6-5
Memphis State	T	6-6
North Dakota	W	8-3
North Dakota	L	2-5
Southern Illinois	L	5-12
Southeast Missouri State	L	7-8
Murray State	L	3-17
Memphis State	L	0-2
Washington University (Mo.)	L	1-7
Saint Louis	L	1-6
Saint Louis	W	13-4
Southern Illinois	L	3-11
Southeast Missouri State	L	4-7

## Southland Conference Tournament (Jonesboro, Ark.)

Abilene Christian	W	8-0
-------------------	---	-----

Trinity	L	4-9
Abilene Christian	W	12-4
Trinity	L	3-4

## 1966- J. A. Tomlinson

### Won 10, Lost 12, Tied 1 (.457)

Murray State	W	2-1
Murray State	L	2-6
Northwestern	L	1-7
Northwestern	W	1-0
Mississippi State	L	1-9
Mississippi State	L	3-7
Purdue	L	2-6
Purdue	W	9-8
Purdue (11 inn)	T	14-14
Washington University (Mo.)	W	3-1
Washington University (Mo.)	W	2-0
Illinois	W	6-2
Saint Louis	L	0-1
Saint Louis	L	2-3
Southern Illinois	W	5-0
Southern Illinois	L	3-11
Memphis State	L	3-12
Memphis State	W	3-1
Southeast Missouri State	W	5-3
Southeast Missouri State	W	6-5

## Southland Conference Tournament (Arlington, Texas)

Trinity	L	2-3
Abilene Christian	L	3-7
Trinity	L	0-1

## 1967- J. A. Tomlinson

### Won 26, Lost 8, Tied 1 (.757)

Saint Louis	W	8-6
Saint Louis	L	5-7
Northwestern	W	8-1
Northwestern	W	5-4
Northwestern	L	0-1
Iowa State	T	3-3
Iowa State	L	3-9
Kansas State	W	7-1
Kansas State	W	3-2
Purdue	W	2-1
Purdue	L	2-6
Purdue	W	2-1
Memphis State	W	9-1
Washington University (Mo.)	W	5-0
Washington University (Mo.)	W	6-5
North Dakota	W	4-0
North Dakota	W	11-0
Illinois-Chicago	W	6-3
Southern Illinois	L	1-3
Eastern Illinois	W	6-3
Illinois	W	7-2
Western Illinois	L	2-7
Mississippi State	W	5-2
Mississippi State	W	3-2
Delta State	W	3-1
Delta State	L	5-6



Memphis State	W 3-0	<b>Won 14, Lost 17 (.452)</b>		Texas-Arlington*	W 3-1
Saint Louis	W 7-5	Iowa State	W 6-4	Mississippi	L 3-4
<b>Southland Conference Tournament</b>		Iowa State	L 4-6	Mississippi	L 0-5
<b>(Beaumont, Texas)</b>		Iowa State	W 13-1	Southern Illinois	L 2-12
Trinity	W 8-2	Iowa State	W 8-0	Southern Illinois	L 0-2
Lamar	W 4-2	Tennessee	W 4-0	Southern Illinois	L 1-6
Trinity	W 4-2	Alabama	L 3-4	Saint Louis	W 8-2
		Tennessee	L 1-3	SIU-Edwardsville	W 5-2
		Alabama	W 5-4	<b>District IV</b>	
<b>NCAA Midwest Regional College Div.</b>		Alabama	L 9-11	Texas Pan American	L 0-5
North Dakota	W 6-3	Alabama	W 7-5	Texas	L 0-5
Southeast Missouri State	W 12-6	Tennessee	W 7-5		
North Dakota	L 6-7	Creighton	W 3-2		
North Dakota	W 9-6	Creighton	W 11-6		
		Creighton	L 2-5		
		Saint Louis	W 10-2		
<b>1968- J. A. Tomlinson</b>		Saint Louis	L 1-4	<b>1971- J. A. Tomlinson</b>	
<b>Won 22, Lost 12, Tied 1 (.643)</b>		Abilene Christian*	L 0-15	<b>Won 20, Lost 17 (.541)</b>	
Iowa State	W 8-4	Abilene Christian*	W 4-3	Notre Dame	W 6-2
Northwestern	T 2-2	Mississippi	L 3-8	Notre Dame	W 3-2
Mississippi State	W 1-0	Mississippi	L 4-5	Notre Dame	W 11-8
Mississippi State	L 5-6	Memphis State	L 5-7	Northwestern	W 5-0
Murray State	W 6-5	Lamar Tech*	W 11-4	Northwestern	W 6-4
Murray State	L 1-3	Lamar Tech*	L 4-8	Northwestern	L 3-6
Murray State	L 2-3	Trinity*	L 3-4	<b>Alabama Classic (Tuscaloosa, Ala.)</b>	
Washington University (Mo.)	L 5-8	Trinity*	L 3-4	vs. Stillman	W 4-3
Purdue	W 5-3	Murray State	W 13-9	vs. Stillman	W 4-1
Purdue	W 5-1	Murray State	L 5-13	at Alabama	L 0-5
Purdue	W 5-4	Murray State	L 5-13	at Alabama	W 5-4
Saint Louis	W 2-1	Mississippi State	L 1-5	vs. Stillman	W 4-2
Saint Louis	W 3-1	Mississippi State	L 0-3	at Alabama	W 1-0
North Dakota	W 11-2	Memphis State	L 0-13		
Memphis State	W 4-3	Texas-Arlington*	W 12-2	Abilene Christian*	W 13-5
Mississippi	W 2-1	Texas-Arlington*	W 2-0	Abilene Christian*	L 0-1
Mississippi	W 7-6			Abilene Christian*	W 3-1
Wisconsin	W 5-1	* - Southland Conference Game		at Trinity*	W 7-2
Wisconsin	W 2-1			at Trinity*	L 0-5
Wisconsin	L 1-7	<b>1970- J. A. Tomlinson</b>		at Trinity*	W 7-4
Memphis State	L 2-7	<b>Won 16, Lost 17 (.485)</b>		at Lamar Tech*	L 0-1
Southeast Missouri State	W 6-1	North Dakota	W 7-2	at Lamar Tech*	L 0-3
Delta State	L 7-9	North Dakota	W 6-0	at Lamar Tech*	W 3-1
Delta State	W 2-1	Bowling Green	L 1-17	Mississippi State	L 4-5
<b>Southland Conference Tournament</b>		Alabama	W 3-2	Mississippi State	L 4-6
<b>(Arlington, Texas)</b>		Bowling Green	L 0-6	Memphis State	W 9-3
Abilene Christian	W 7-2	Alabama	W 9-4	at Missouri-St. Louis	L 0-4
Lamar Tech	W 5-1	Alabama	L 0-5	at Missouri-St. Louis	L 3-4
Lamar Tech	L 4-5	Bowling Green	L 2-3	at Saint Louis	W 6-2
Lamar Tech	W 7-4	Abilene Christian*	W 1-0	at Memphis State	L 4-5
		Abilene Christian*	L 3-5	Texas-Arlington*	W 7-1
SIU-Edwardsville	L 5-8	Abilene Christian*	L 1-3	Texas-Arlington*	L 1-2
Saint Louis	L 1-7	Memphis State	L 2-10	Texas-Arlington*	L 2-11
		Trinity*	W 6-5	at Mississippi	L 1-3
<b>NCAA Midwest Regional College Div.</b>		Trinity*	W 7-6	at Mississippi	W 5-1
Northern Iowa	W 11-3	Trinity*	L 2-8	SIU-Edwardsville	W 3-2
Mankato State (Minn.)	W 11-1	Memphis State	W 4-0	SIU-Edwardsville	L 1-5
		Lamar Tech*	W 5-2	at Murray State	L 2-3
<b>NCAA College Division World Series</b>		Lamar Tech*	W 3-2	at Murray State	L 0-4
Delta State	L 1-3	Lamar Tech*	W 1-0		
Long Island	W 10-3	Mississippi State	L 7-11	* - Southland Game	
Delta State	L 3-4	Mississippi State	L 0-3		
		Texas-Arlington*	W 11-5	<b>1972- J. A. Tomlinson</b>	
<b>1969- J. A. Tomlinson</b>		Texas-Arlington*	W 1-0	<b>Won 11, Lost 19 (.367)</b>	

# YEAR-BY-YEAR RESULTS

Texas-Arlington*	L	0-2	McNeese State*	L	0-6	<b>Won 17, Lost 19 (.472)</b>	
Texas-Arlington*	L	0-1	Southern Illinois	L	0-5	at Delta State	W 7-5
Texas-Arlington*	L	0-5	Southern Illinois	L	3-8	at Delta State	W 5-2
Illinois-Chicago	W	7-1				at Memphis State	L 3-6
Illinois-Chicago	W	3-2	* - Southland Conference Game			at Memphis State	L 2-8
Ohio	L	2-7	% - games didn't count on SLC record			NE Missouri State	W 10-5
Alabama	L	5-18				NE Missouri State	W 12-7
Ohio	L	7-12	<b>1974- J. A. Tomlinson</b>			NE Missouri State	W 8-3
Alabama	L	2-11	<b>Won 19, Lost 26 (.422)</b>			at Lamar*	L 3-4
Notre Dame	W	7-4	Delta State	L	1-4	at Lamar*	L 3-10
Abilene Christian*	W	2-0	Delta State	W	5-4	at Lamar*	L 2-4
Abilene Christian*	L	4-7	Christian Brothers	L	1-2	at Mississippi	L 4-5
Abilene Christian*	W	5-3	Christian Brothers	L	3-4	at Mississippi	L 3-4
Lamar*	L	7-10	at Tulane	L	2-6	at Southern Illinois	L 0-1
Lamar*	L	5-7	at Tulane	L	2-17	at Southern Illinois	L10-16
Lamar*	L	6-7	at Tulane	L	3-11	at McNeese State*	L 4-5
Memphis State	L	1-6	<b>New Orleans Tournament</b>			at McNeese State*	W 6-1
Arkansas Travelers^	L	0-4	vs. Illinois State	L	0-6	at McNeese State*	L 0-1
Louisiana Tech*	W	6-1	vs. Notre Dame	W	6-3	at Christian Brothers	W 15-5
Louisiana Tech*	L	0-3	vs. Illinois State	L	2-3	at Mississippi	W 2-1
Louisiana Tech*	L	2-12	at New Orleans	L	0-19	at Mississippi	W 5-3
Murray State	L	1-7	vs. Notre Dame	L	3-6	Southwestern Louisiana*	W 4-3
Murray State	W	4-3				Southwestern Louisiana*	L 7-11
Memphis State	W	6-4	at Mississippi College	L	1-3	Southwestern Louisiana*	W 5-3
Southwestern Louisiana*	L	0-2	Bradley	L	2-10	Arkansas-Little Rock	W 4-3
Southwestern Louisiana*	L	2-9	Bradley	L	1-6	Arkansas-Little Rock	W 6-1
Southwestern Louisiana*	L	1-5	Bradley	W	3-2	Louisiana Tech*	L 1-5
Mississippi State	W	1-0	Rutgers	L	2-5	Louisiana Tech*	W 6-0
Mississippi State	W	5-4	Rutgers	W	6-4	Louisiana Tech*	L 3-7
SIU-Edwardsville	W	6-4	Rutgers	W	14-3	at Christian Brothers	W 11-9
SIU-Edwardsville	L	4-7	Lamar	L	1-7	at Texas-Arlington*	W 3-1
			Lamar	L	3-5	at Texas-Arlington*	L 0-7
* - Southland Conference Game			Lamar	W	8-4	at Texas-Arlington*	L 3-4
^ - Exhibition Game			Northeast Louisiana	W	2-0	Saint Louis	L 6-7
			Northeast Louisiana	W	8-2	Saint Louis	W 3-2
<b>1973- J. A. Tomlinson</b>			McNeese State*	L	5-7	Murray State	L 1-11
<b>Won 8, Lost 18 (.308)</b>			McNeese State*	L	3-4	Murray State	L 3-7
Northeast Louisiana	L	2-7	McNeese State*	L	7-10		
Northeast Louisiana	L	0-10	at Southwestern Louisiana*	L	1-2	* - Southland Conference Game	
Tulane	L	6-7	at Southwestern Louisiana*	L	2-4		
Nicholls State	W	2-0	at Southwestern Louisiana*	W	6-2	<b>1976- J. A. Tomlinson</b>	
Nicholls State	L	4-6	Quincy College (Ill.)	W	6-2	<b>Won 18, Lost 28 (.391)</b>	
Livingston State	W	5-2	Quincy College (Ill.)	L	5-6	at Delta State	L 0-2
Northwestern	L	0-6	Quincy College (Ill.)	W	14-7	at Delta State	L 0-2
Northwestern	L	1-2	at Mississippi State	L	0-5	<b>Citrus Tournament</b>	
Texas-Arlington*	W	4-2	at Louisiana Tech*	W	1-0	<b>(Edinburg, Texas)</b>	
Texas-Arlington -	W	11-1	at Louisiana Tech*	W	9-2	vs. Northern Iowa	L 6-9
Texas-Arlington -	L	8-9	at Louisiana Tech*	L	3-4	at Texas-Pan American	W 1-0
Providence	L	8-9	at Memphis State	W	8-6	vs. Oklahoma State	L 1-4
Providence	L	3-8	Texas-Arlington*	W	3-1	vs. Northern Iowa	W 5-4
Abilene Christian +	L	4-6	Texas-Arlington*	W	2-1	at Texas-Pan American	L 0-4
Mississippi (7 inn)	L	2-3	Texas-Arlington*	W	2-1	vs. Northern Iowa	L 3-6
Mississippi (7 inn)	L	0-6	at Southern Illinois	L	6-10	at Texas Pan American	L 1-11
Louisiana Tech*	L	2-13	at SIU-Edwardsville	L	0-6	vs. New Mexico	L 3-10
Louisiana Tech*	W	3-1	at SIU-Edwardsville	W	4-2	vs. Oklahoma State	W 6-2
Louisiana Tech*	W	5-4	Memphis State	W	4-3		
Murray State	L	10-15				Indiana	L 1-2
Murray State	L	2-19	* - Southland Conference Game			Indiana	L 1-2
McNeese State*	W	4-1				Indiana	L 4-7
McNeese State*	W	5-2	<b>1975- J. A. Tomlinson</b>			at Mississippi (8 inn)	L10-11



at Lamar*	W	3-2
at Lamar*	L	4-6
at Lamar*	L	4-12
at McNeese State*	L	0-5
at McNeese State*	L	3-6
at McNeese State*	W	7-1
at McNeese State*	L	4-8

\* - Southland Conference Game

**1980- Richard Johnson**  
**Won 5, Lost 36 (.122)**  
**Palm Valley Tournament**  
**(Edinburg, Texas)**

vs. Northern Illinois	L	4-7
at Texas-Pan American	L	3-4
at Texas-Pan American	L	3-9
vs. Northern Illinois	W	12-11
vs. Kansas	L	0-4
vs. Kansas	L	3-11

at #3 Texas	L	1-5
at #3 Texas	L	2-13
at #3 Texas	L	2-17
at #3 Texas	L	0-12
at Texas-Arlington*	L	3-4
at Texas-Arlington*	L	15-16
at Texas-Arlington*	L	0-4
at Texas-Arlington*	L	1-7
Memphis State	L	0-11
Memphis State	L	2-5
Louisiana Tech*	L	0-3
Louisiana Tech*	L	2-14
at Delta State	L	6-7
at Delta State	L	1-16
at Delta State	L	3-5
at Mississippi State	L	3-7
at Mississippi State	L	0-3
Christian Brothers	W	8-4
Arkansas-Little Rock	L	4-7
Arkansas-Little Rock	L	2-7
Ouachita Baptist	W	8-3
Ouachita Baptist	W	14-4
at Mississippi	L	1-3
at Mississippi	L	4-5
Texas-Arlington*	L	1-8
Texas-Arlington*	W	10-7
Texas-Arlington*	L	0-6
Texas-Arlington*	L	5-9
at Murray State	L	3-7
at Louisiana Tech*	L	5-12
at Louisiana Tech*	L	2-6
at Louisiana Tech*	L	3-4
at Louisiana Tech*	L	3-8
Memphis State	L	11-16
Memphis State	L	3-5

\* - Southland Conference Game

**1981- Richard Johnson**

**Won 17, Lost 20 (.459)**  
**Palm Valley Tournament**  
**(Edinburg, Texas)**

vs. Central Michigan	L	2-3
vs. Northern Illinois	W	12-8
at Texas-Pan American	L	2-10
at Texas-Pan American	L	2-4
vs. Central Michigan	W	4-2

Memphis State	W	5-4
Memphis State	L	3-7
at Louisiana Tech*	L	9-18
at Louisiana Tech*	L	7-8
at Louisiana Tech*	L	1-3
at Louisiana Tech*	L	3-6
Harding	L	4-6
Harding	W	4-0

**Anderson Classic**  
**(Joplin, Mo.)**

vs. Univ. of St. Francis	W	19-16
at Missouri Southern	W	7-5
vs. Creighton	W	9-8

Tennessee-Martin	W	3-2
Texas-Arlington*	W	3-2
Texas-Arlington*	W	4-0
Texas-Arlington*	L	3-7
Texas-Arlington*	W	11-10
at Christian Brothers	W	1-0
Louisiana Tech*	L	3-5
Louisiana Tech*	W	10-1
Louisiana Tech*	L	0-2
Louisiana Tech*	L	2-8
at Memphis State	L	5-6
at Memphis State	L	1-18
at Tennessee-Martin	W	5-4
Christian Brothers	W	14-9
Delta State	W	3-0
Delta State	L	6-7
Saint Louis	W	3-2
Saint Louis	L	9-10
at #19 Mississippi State	L	0-3
at #19 Mississippi State	L	3-24
at Texas-Arlington*	L	2-5

\* - Southland Conference Game

**1982- Richard Johnson**  
**Won 25, Lost 18, Tied 1 (.579)**

at Memphis State	L	5-11
at Memphis State	L	2-4
North Alabama	W	7-6
Morehead State	W	3-0
Murray State	W	2-0
Murray State	W	9-2
Murray State	W	3-0

**Citrus Tournament**  
**(Edinburg, Texas)**

vs. UTEP	W	5-3
vs. Central Michigan	L	4-6

at Texas-Pan American	W	4-3
vs. Kansas	W	13-1
vs. Morningside	W	10-4
vs. UTEP	W	5-1

Mississippi State	W	8-7
Mississippi State	L	7-13
at Texas-Arlington*	W	8-4
at Texas-Arlington*	L	3-10
Christian Brothers	W	19-0
Louisiana Tech*	L	2-4
Louisiana Tech*	L	5-11
UT Martin	T	5-5
at Delta State	L	3-6
at Delta State	L	2-3
Southwest Missouri State	L	2-4
Southwest Missouri State	L	2-4
at Harding	L	1-4
at Tennessee-Martin	W	6-4
Harding	W	7-2
Harding	W	8-7
#11 Memphis State	W	8-3
#11 Memphis State	W	8-7
Mississippi (7 inn)	L	2-10
Mississippi (7 inn)	L	3-8
at Christian Brothers	L	8-16
at Louisiana Tech*	W	7-3
at Louisiana Tech*	W	7-0
at Louisiana Tech*	L	1-2
at Louisiana Tech*	L	4-9
at Mississippi	L	2-5
at Mississippi	W	7-4
Texas-Arlington*	W	6-5
Texas-Arlington*	W	9-8
Texas-Arlington*	W	4-3
Texas-Arlington*	W	9-4

\* - Southland Conference Game

**1983- Richard Johnson**  
**Won 16, Lost 18 (.471)**  
**Palm Valley Tournament**  
**(Edinburg, Texas)**

vs. Oklahoma State	W	6-5
vs. Morningside	W	8-1
at Texas-Pan American	L	3-5
vs. Oklahoma State	W	4-3
vs. Stephen F. Austin	W	16-13
at Texas-Pan American	W	7-0
vs. Oklahoma State	L	0-6

at Tennessee-Martin	L	2-7
Arkansas-Little Rock	L	7-8
Arkansas-Little Rock	W	4-0
Arkansas-Little Rock	W	5-4
Harding	W	6-2
Harding	W	9-2
Eastern Illinois	L	4-6
Eastern Illinois	L	2-9
Eastern Illinois	L	9-17



Delta State	W 4-2	<b>(Edinburg, Texas)</b>	Tennessee-Martin	L 1-3
Delta State	W 6-0	vs. Kansas State	Tennessee-Martin	W 7-6
at Northeast Louisiana*	L10-12	vs. #4 Oklahoma	North Texas State*	W 7-1
at Northeast Louisiana*	W 8-5	vs. #19 Texas A&M	North Texas State*	W 3-2
at Northeast Louisiana*	L 2-6	at Texas-Pan American	North Texas State*	W11-10
at Northeast Louisiana*	L10-12	vs. Kansas (7 inn)	at Mississippi	L 3-4
Louisiana Tech*	L 1-3		at Mississippi	L 4-6
Louisiana Tech*	L 7-10	at #19 Texas A&M	at Christian Brothers	L12-13
Louisiana Tech*	W 3-2	at #19 Texas A&M	at Louisiana Tech*	L 0-5
Louisiana Tech*	L 2-9	at Texas-Arlington*	at Louisiana Tech*	W 11-7
Tennessee-Martin	W 10-5	at Texas-Arlington*	at Louisiana Tech*	L 0-6
at #8 Mississippi State	L 5-7	at Texas-Arlington*	Central Arkansas	L 5-6
at Mississippi	L 0-19	at Christian Brothers	Central Arkansas	W 5-4
at Mississippi	L 2-5	McNeese State*	at Harding	W 9-6
at Harding	W 9-3	McNeese State*	at Harding	W 4-3
Northeast Louisiana*	L 3-6	McNeese State*	Texas-Arlington*	W 2-1
Northeast Louisiana*	L 4-5	at Harding	Texas-Arlington*	W 6-2
at Louisiana Tech*	W 2-1	at Harding	at Delta State	L 1-4

\* - Southland Conference Game

### 1984- Richard Johnson

**Won 6, Lost 25 (.194)**

Arkansas-Little Rock	L 3-9
Arkansas-Little Rock	L 1-8
Memphis State	L 0-6
Memphis State	L 4-7
Mississippi State	L 1-5
Mississippi State	W 8-7
Mississippi (8 inn)	L 3-4
Mississippi	L 2-8
at McNeese State*	L 1-5
at McNeese State*	L 0-6
at McNeese State*	L 2-5
North Texas State*	L 8-10
North Texas State*	L 2-7
North Texas State*	W 6-2
at Louisiana Tech*	L 0-5
at Louisiana Tech*	L 4-8
at Louisiana Tech*	L 1-12
Christian Brothers	L 2-6
Lamar*	L 0-4
Lamar*	L 3-11
Lamar*	W 5-2
at Christian Brothers	L11-12
Tennessee-Martin	L 5-6
Tennessee-Martin	L 6-7
Harding	W 14-1
Harding	W 8-3
at Delta State	W 10-5
at Delta State	L10-12
at Northeast Louisiana*	L 5-9
at Northeast Louisiana*	L 5-7
at Northeast Louisiana*	L 2-5

\* - Southland Conference Game

### 1985- Richard Johnson

**Won 11, Lost 22 (.333)**

**Palm Valley Tournament**

at North Texas State*	W 4-2
at North Texas State*	W 4-1
at North Texas State*	L 5-7
at #4 Mississippi State	L 4-13
at #4 Mississippi State	L 5-12
at Mississippi	L 0-3
Harding	W 6-5
Harding	W 6-0
Arkansas-Little Rock	W 2-0
Arkansas-Little Rock	L 1-3
Louisiana Tech*	L 0-1
Louisiana Tech*	L 1-2
at Lamar*	L 4-5
at Lamar*	L 0-2
at Lamar*	L 0-2
Christian Brothers	W 8-3

\* - Southland Conference Game

### 1986- Richard Johnson

**Won 20, Lost 21 (.488)**

**Citrus Tournament  
(Edinburg, Texas)**

vs. Kansas	W 5-4
at Texas-Pan American	L 7-13
vs. Oklahoma	L 3-10
vs. Kansas	W 8-6
at Texas-Pan American	W 7-4
vs. Central Michigan	L 1-2
vs. Kansas	L 2-3
at Murray State	L 7-8
at McNeese State*	L 4-6
at McNeese State*	L 3-6
at McNeese State*	L 2-5
Mississippi	L 4-12
at Lamar*	W 5-2
at Lamar*	L 3-9
at Lamar*	L 2-4
Harding	W 6-2
Harding	W 11-3

at Mississippi	L 3-4
at Mississippi	L 4-6
at Christian Brothers	L12-13
at Louisiana Tech*	L 0-5
at Louisiana Tech*	W 11-7
at Louisiana Tech*	L 0-6
Central Arkansas	L 5-6
Central Arkansas	W 5-4
at Harding	W 9-6
at Harding	W 4-3
Texas-Arlington*	W 2-1
Texas-Arlington*	W 6-2
at Delta State	L 1-4
at Delta State	W 8-2
Christian Brothers	W 2-1
Northeast Louisiana*	L 3-4
Northeast Louisiana*	L 1-5
Northeast Louisiana*	W 4-3
Rhodes College	W 4-3

\* - Southland Conference Game

### 1987- Richard Johnson

**Won 12, Lost 23 (.343)**

**Palm Valley Tournament  
(Edinburg, Texas)**

vs. Central Michigan	L 8-9
vs. Oklahoma City	L 3-4
at Texas-Pan American	L 2-15
vs. New Mexico State	W 5-0
vs. New Mexico State	L 0-4
at Murray State	L 0-4
at Murray State	L 6-11
at Louisiana Tech*	L 0-15
at Louisiana Tech*	L 3-5
at Louisiana Tech*	L 3-13
at Louisiana Tech*	L 4-9
at Mississippi	L 8-10
at Tennessee-Martin	L 0-6
at Tennessee-Martin	W 4-2
at Arkansas-Little Rock	L 9-11
Northeast Louisiana*	W 5-4
Northeast Louisiana*	L 4-6
Northeast Louisiana*	L 2-12
Northeast Louisiana*	W 8-4
Memphis State	L 1-4
Memphis State	L 0-10
Christian Brothers	W 4-2
Louisiana Tech +	L 0-2
Louisiana Tech +	L 1-2
Louisiana Tech +	L 9-13
Louisiana Tech +	W 10-2
Arkansas-Little Rock	L 1-6
at Christian Brothers	W 9-6



Harding	W	5-2
Harding	W	10-5
Delta State	W	1-0
Delta State	W	11-6
at Memphis State	L	4-10
at Memphis State	L	5-6
at Northeast Louisiana*	W	2-1

\* - Southland Conference Game

### 1988- Richard Johnson

**Won 15, Lost 26 (.366)**

#### Palm Valley Invitational (Edinburg, Texas)

vs. Sam Houston State	W	1-0
vs. Central Michigan	L	4-7
vs. Oklahoma	L	8-12
at Texas-Pan American*	L	3-17
at Texas-Pan American*	L	3-5
at Texas-Pan American*	L	3-7
vs. Sam Houston State	L	1-2

at Central Arkansas	W	11-10
at Central Arkansas	W	16-1
at Arkansas-Little Rock	L	3-14
Arkansas-Little Rock	L	2-3
Mississippi	W	6-5
at Christian Brothers	W	12-10
Central Arkansas	W	8-2
Central Arkansas	W	12-6
Southeast Missouri State	L	2-4
Southeast Missouri State	L	1-2
at Memphis State	L	1-3
at Memphis State	L	6-10
Harding	W	8-0
Harding	W	10-1
Southwestern Louisiana*	L	0-9
Southwestern Louisiana*	L	6-13
Southwestern Louisiana*	W	17-16
at Mississippi	W	13-11
Christian Brothers	W	17-8
at Harding	W	6-1
at Harding	W	13-2
Lamar*	L	7-8
Lamar*	W	7-5
Lamar*	L	1-6
Memphis State	L	2-4
Memphis State	L	5-9
at Louisiana Tech*	L	8-20
at Louisiana Tech*	L	1-8
at Louisiana Tech*	L	6-7
at Delta State	L	2-8
at Delta State	L	1-14
at New Orleans*	L	4-5
at New Orleans*	L	5-9
at New Orleans*	L	0-9

\* - American South Conference Game

### 1989- Richard Johnson

### Won 11, Lost 34 (.244) Palm Valley Tournament (Edinburg, Texas)

vs. Wake Forest	L	0-3
vs. Maine	L	5-13
vs. Maine	L	1-9
vs. Central Michigan	L	0-6

at Texas-Pan American*	L	0-5
at Texas-Pan American*	L	4-7
at Texas-Pan American*	L	6-8
at Harding	L	1-4
at Harding	W	7-0
Murray State	L	3-7
Murray State	L	0-7
Murray State	L	2-8
Southern Illinois	W	7-5
Southern Illinois	W	9-8
Arkansas-Little Rock	L	0-3
at Arkansas-Little Rock	W	6-4
at Murray State	L	4-7
Memphis State	L	3-6
Memphis State	W	9-3
at Memphis State	L	2-3
at Memphis State	L	3-8
at Christian Brothers	L	2-15
Mississippi	L	4-13
at Southwestern Louisiana*	L	0-10
at Southwestern Louisiana*	L	6-7
at Southwestern Louisiana*	L	1-13
Harding	W	4-2
Harding	W	2-1
at Southern Illinois	L	2-3
at Southern Illinois	L	3-7
at Lamar*	W	10-8
at Lamar*	L	2-10
at Lamar*	L	3-12
at Mississippi	L	2-6
Louisiana Tech*	W	4-3
Louisiana Tech*	L	3-14
Louisiana Tech*	L	0-8
at Mississippi	L	3-5
Christian Brothers	W	5-3
Delta State	L	1-20
Southeast Missouri State	W	9-5
Southeast Missouri State	L	2-3
New Orleans*	L	1-12
New Orleans*	L	8-20
New Orleans*	L	2-6

\* - American South Conference Game

### 1990- Richard Johnson

**Won 11, Lost 38 (.224)**

Harding	L	0-6
at Southwest Missouri State	L	0-4
at Southwest Missouri State	L	0-11
at Oklahoma	L	5-16
Murray State	L	1-6
Murray State	L	1-3

### Citrus Tournament (Edinburg, Texas)

vs. Oklahoma	L	4-12
vs. Lafayette	W	9-7
vs. Oklahoma	L	3-12
vs. St. John's	L	4-7

at Texas-Pan American*	W	6-5
at Texas-Pan American*	W	9-8
at Texas-Pan American*	L	0-12
Arkansas-Little Rock	L	0-4
Arkansas-Little Rock	L	8-13
at Southeast Missouri State	L	1-9
at Southeast Missouri State	L	0-13
Mississippi	L	3-9
Southern Illinois	L	0-4
Southern Illinois	L	2-4
at Murray State	L	2-6
at Murray State	L	0-9
at Murray State	L	4-9
at Lamar*	W	4-1
at Lamar*	L	2-4
at Lamar*	L	0-13
at Mississippi	L	7-13
Southwest Missouri State	L	0-6
Southwest Missouri State	L	2-7
at Louisiana Tech*	L	2-3
at Louisiana Tech*	W	7-5
at Louisiana Tech* (13 inn)	W	6-5
Harding	W	8-3
Southwestern Louisiana*	L	2-7
Southwestern Louisiana*	L	0-19
Southwestern Louisiana*	W	5-3
at Southern Illinois	L	5-9
at Southern Illinois	L	2-13
at Central Arkansas	W	8-1
Central Arkansas	L	6-8
at Memphis State	L	9-10
at Memphis State	L	3-12
New Orleans*	L	0-6
New Orleans*	W	3-1
New Orleans*	L	0-14
Memphis State	W	6-2
Memphis State	L	2-12

### American South Conference Tournament (Lafayette, La.)

vs. New Orleans	L	2-9
vs. Louisiana Tech	L	2-18

\* - American South Conference Game

### 1991- Richard Johnson

**Won 10, Lost 35 (.222)**

Harding	W	12-7
Memphis State	L	12-21
at Memphis State	L	6-7
at Memphis State	L	9-11
at Murray State	L	4-11
Southern Illinois	W	8-6
Southern Illinois	W	8-7



Southeast Missouri State	L 4-9	at Memphis State	L 1-16	Arkansas-Little Rock*	W 9-1
at Arkansas-Little Rock	W 8-4	<b>Jody Ramsey Tournament</b>		Arkansas-Little Rock*	W 6-2
at Arkansas-Little Rock	W 7-6	<b>(Edinburg, Texas)</b>		Louisiana State	L 0-9
Memphis State	L 3-14	Missouri Southern	L 5-9	Louisiana State	W 10-7
at Central Florida*	L 2-9	Oral Roberts	W 5-1	at Central Arkansas	L 4-7
at Central Florida*	L 5-19	Miami (Ohio)	L 0-4	at Southwestern Louisiana	L 6-12
at Central Florida*	L 4-8	at Texas-Pan American*	L 4-6	at Southwestern Louisiana	L 3-6
at Alabama	L 3-12	at Texas-Pan American*	L 4-8	Southwest Missouri State	W 6-4
at Alabama	L 3-14	at Texas-Pan American*	L 1-3	Southwest Missouri State	L 0-4
Arkansas-Little Rock	L 5-15			Jacksonville*	L 4-9
Arkansas-Little Rock	W 17-0	at Southwestern Louisiana*	W 5-4	Jacksonville*	L 4-5
Northern Iowa	W 2-1	at Southwestern Louisiana*	L 3-6	Jacksonville*	W 8-4
Harding	W 7-5	at Southwestern Louisiana*	L 3-11	at Southwest Missouri State	L 4-9
Lamar*	L 2-4	at Memphis State	L 5-12	at Southwest Missouri State	L 8-10
Lamar*	W 5-2	at Murray State	L 2-4	at Memphis State	L 6-7
Lamar*	L 0-9	Louisiana Tech*	W 9-2	Missouri	W 1-0
Murray State	L 6-7	Louisiana Tech*	L 5-15	Missouri	L 1-12
Louisiana Tech*	L 2-3	Louisiana Tech*	L 8-10	Missouri	W 5-4
Louisiana Tech*	L 3-4	Central Arkansas	W 8-2	Tennessee-Martin	W 7-4
Louisiana Tech*	L 3-11	at Southeast Missouri State	L 7-11	South Alabama*	L 6-7
at Southwestern Louisiana*	L 9-16	Southwestern Louisiana*	L 3-8	South Alabama*	W 1-0
at Southwestern Louisiana*	L 5-14	Southwestern Louisiana*	L 0-8	South Alabama*	L 0-6
at Southwestern Louisiana*	L 7-12	Southwestern Louisiana*	W 11-8	at Southeast Missouri State	L 4-12
at Southern Illinois	L 2-10	at Central Arkansas	W 14-3	at Southeast Missouri State	W 5-1
at Southern Illinois	L 0-12	at Louisiana Tech*	L 2-5	at Murray State	W 6-3
Texas-Pan American*	L 10-11	at Louisiana Tech*	L 5-6	at Jacksonville*	L 0-6
Texas-Pan American*	L 15-18	at Louisiana Tech*	L 1-9	at Jacksonville*	W 10-5
Texas-Pan American*	L 8-9	at Harding	W 9-0	at Jacksonville*	W 5-2
at Southeast Missouri State	L 5-6	at Lamar*	L 6-7	Central Arkansas	W 13-2
Saint Louis	L 4-6	at Lamar*	L 2-10	at Tennessee-Martin	L 2-4
Saint Louis	W 5-3	at Lamar*	L 3-8	at Western Kentucky*	W 9-6
at Mississippi (7 inn)	L 1-8	at Mississippi	L 3-4	at Western Kentucky*	W 9-0
at Mississippi (7 inn)	L 2-4	Southwest Missouri State	L 0-9	at Western Kentucky*	L 1-3
Southwest Missouri State	L 2-7	Southwest Missouri State	L 5-6	Western Kentucky*	W 1-0
Southwest Missouri State	L 0-20	New Orleans*	L 1-7	Western Kentucky*	L 2-5
at New Orleans*	L 1-2	New Orleans*	W 3-2	Western Kentucky*	L 1-3
at New Orleans*	L 6-14	New Orleans*	W 6-5	at Louisiana State	L 1-9
at New Orleans*	L 3-14	at Memphis State	W 28-13	at Louisiana State	L 4-14

\* - American South Conference Game

\* - Sun Belt Conference Game

## 1992- Bill Bethea

**Won 22, Lost 30 (.423)**

Memphis State	W 7-4
Southeast Missouri State	W 9-1
at Wichita State	L 0-1
at Wichita State	L 4-18
at Arkansas-Little Rock	W 7-2
at Arkansas-Little Rock	W 2-1
Harding	W 9-3
Louisville	L 7-12
Louisville	W 11-7
Louisville	L 3-5
at Southwest Missouri State	W 1-0
at Southwest Missouri State	L 5-8
Murray State	W 4-0
Murray State	W 6-2
Arkansas-Little Rock	W 12-5
Arkansas-Little Rock	W 20-7
Arkansas-Little Rock	W 23-7

## 1993- Bill Bethea

**Won 33, Lost 26 (.559)**

at Texas-Arlington	W 16-3
at Texas-Arlington	L 3-6
Harding	W 6-0
Harding	W 14-3
Henderson State	W 4-3
Henderson State	W 18-3
Arkansas College	W 7-0
at South Alabama* (10 inn)	L 10-11
at South Alabama*	L 1-4
at South Alabama* (10 inn)	W 10-9
Southern Illinois	W 7-1
Memphis State (11 inn)	W 2-1
Southwest Baptist	W 6-1
Southwest Baptist	W 4-2
Murray State	W 17-5
Murray State	W 4-2
Arkansas-Little Rock*	W 10-2

## Sun Belt Conference Tournament (Beaumont, Texas)

vs. Louisiana Tech	W 9-4
at Lamar	W 4-1
at Lamar	L 3-8
vs. Jacksonville	L 2-3

\* - Sun Belt Conference Game

## 1994- Bill Bethea

**Won 39, Lost 25 (.609)**

Lambuth	W 6-0
Lambuth	W 5-2
Northeast Louisiana	W 14-5
Northeast Louisiana	W 3-2
Arkansas College	W 21-3
Arkansas College	W 20-4
Southern Illinois	W 8-6
at Southeast Missouri State	W 6-4
at Missouri	L 7-9
at Missouri	L 7-13
at Missouri (10 inn)	L 6-7

# YEAR-BY-YEAR RESULTS

at Arkansas-Little Rock*	W	9-3
at Arkansas-Little Rock*	W	12-5
at Arkansas-Little Rock*	W	10-3
Central Arkansas	W	4-2
Denison	W	21-4
South Alabama*	W	4-1
South Alabama*	L	0-6
South Alabama* (10 inn)	L	4-7
at Louisiana State	L	1-16
at Louisiana State	L	2-8
at Nicholls State	L	3-4
Murray State	L	3-8
Harding	W	18-2
Western Kentucky* (11 inn)	L	0-1
Western Kentucky*	W	8-3
Western Kentucky*	W	15-3
at Southwest Missouri State	W	7-0
at Mississippi (10 inn)	W	9-4
at Memphis State	L	2-5
Memphis State	L	3-11
Tennessee-Martin	W	3-2
at Southern Illinois	W	8-6
Arkansas-Little Rock*	W	6-3
Arkansas-Little Rock*	W	5-0
Arkansas-Little Rock*	W	18-9
at Murray State	L	2-3
Southwest Missouri State	W	8-5
Southwest Missouri State	W	7-5
at South Alabama*	L	3-7
at South Alabama*	L	1-3
at South Alabama* (11 inn)	W	3-2
Southeast Missouri State	W	6-2
at Tennessee-Martin (10 inn)	W	9-7
at Western Kentucky*	W	5-2
at Western Kentucky*	W	5-3
at Western Kentucky*	L	4-13
Memphis State	L	5-7
Jacksonville*	L	0-12
Jacksonville*	W	6-5
Jacksonville*	L	3-4
at Memphis State	L	5-10
at Jacksonville* (10 inn)	L	5-6
at Jacksonville*	W	6-4
at Jacksonville*	L	3-14

## Sun Belt Conference Tournament (Mobile, Ala.)

vs. Lamar	W	8-5
vs. New Orleans (11 inn)	W	9-8
vs. Jacksonville	W	6-3
vs. Lamar	L	3-8
vs. Lamar (11 inn)	W	3-2

## NCAA Central Regional (Austin, Texas)

vs. Oklahoma	L	3-10
vs. Texas-San Antonio	W	10-5
vs. Nevada	W	4-2
at Texas	L	4-9

\* - Sun Belt Conference Game

## 1995- Bill Bethea Won 37, Lost 20 (.649)

Lambuth	W	6-3
Austin Peay State	L	3-5

## UTA Invitational (Arlington, Texas)

at Texas-Arlington (10 inn)	L	8-9
vs. Oklahoma State	L	2-8
vs. Clemson	L	2-7

Memphis	W	5-0
Lyon College	W	4-0
at Wichita State	L	0-3
at Wichita State	L	9-16
Freed-Hardeman	W	10-0
Mississippi	W	9-5
Wright State	W	10-1
Wright State	W	12-3
Lambuth	W	11-1
at New Orleans* (10 inn)	L	6-7
at New Orleans*	W	5-3
at New Orleans*	W	8-2
Murray State	W	4-3
at Southwest Missouri State	L	1-2
Western Kentucky*	W	4-2
Western Kentucky*	W	15-0
Western Kentucky*	W	5-0
Eastern Kentucky	W	6-5
Eastern Kentucky	W	5-3
Eastern Kentucky	L	6-10
Eastern Kentucky	W	15-10
at Jacksonville*	L	5-6
at Jacksonville*	W	8-1
at Jacksonville*	L	1-2
Tennessee-Martin	W	4-0
Louisiana Tech*	W	12-1
Louisiana Tech*	W	6-1
Louisiana Tech*	W	2-1
Louisiana Tech*	W	2-1
Southeast Missouri State	W	9-5
at Memphis	W	7-6
at Lamar*	W	4-1
at Lamar*	L	0-7
at Lamar* (14 inn)	W	2-1
at Murray State	L	4-5
Arkansas-Little Rock*	W	5-1
Arkansas-Little Rock*	W	4-0
Arkansas-Little Rock*	W	5-4
at Southern Illinois	W	8-6
Southwestern Louisiana*	W	14-3
Southwestern Louisiana*	L	1-9
Southwestern Louisiana*	W	14-0
at Tennessee-Martin	W	6-4
Southwest Missouri State	L	1-6
at South Alabama*	L	2-3
at South Alabama*	W	5-2
at South Alabama*	L	9-10
at Mississippi	L	7-14
Texas-Pan American*	W	9-4
Texas-Pan American*	W	6-0

## Texas-Pan American\* W 10-3 Sun Belt Conference Tournament (Jacksonville, Fla.)

vs. Lamar	L	3-4
at Jacksonville	L	4-17

\* - Sun Belt Conference Game

## 1996- Bill Bethea Won 32, Lost 27 (.542)

Lambuth	W	6-5
Lambuth	W	6-1

## UTA Invitational (Arlington, Texas)

at Texas-Arlington	L	1-9
vs. Baylor	W	8-2
vs. Southwest Missouri State	W	6-5

Indiana State	L	4-5
Indiana State	W	4-3
at Austin Peay State	W	14-6
at Austin Peay State	L	4-8
Missouri	L	0-2
Missouri	L	6-16
Missouri	W	8-7
at Texas-Pan American*	W	2-1
at Texas-Pan American*	L	2-4
at Texas-Pan American*	W	4-3
Western Illinois	W	6-1
at Louisiana Tech*	W	16-7
at Louisiana Tech*	L	4-8
at Louisiana Tech*	W	5-3
Eastern Illinois	W	7-4
Eastern Illinois	W	9-2
Southern Arkansas	L	6-8
Jacksonville*	W	2-0
Jacksonville*	W	1-0
Jacksonville*	L	2-4
at Tennessee-Martin	W	4-2
Southern Illinois	W	5-3
New Orleans*	L	3-10
New Orleans*	W	4-1
New Orleans*	L	1-13
Mississippi	L	5-6
at Memphis	L	8-9
at Arkansas-Little Rock*	W	8-2
at Arkansas-Little Rock*	W	12-8
at Arkansas-Little Rock*	L	3-4
Southeast Missouri State	W	9-7
at Southwest Missouri State	L	4-9
Lamar*	W	8-1
Lamar*	L	1-5
Lamar*	W	7-5
Southwest Missouri State	W	4-2
Tennessee-Martin	W	6-5
at Western Kentucky*	W	3-2
at Western Kentucky*	W	4-0
at Western Kentucky*	L	3-11
at Mississippi	L	2-3
Memphis	L	3-6

at Southwestern Louisiana*	L	2-4
at Southwestern Louisiana*	W	6-1
at Southwestern Louisiana*	L	1-11
at Murray State	L	6-11
South Alabama*	L	2-5
South Alabama*	L	0-1
South Alabama*	L	3-4

**Sun Belt Conference Tournament  
(Mobile, Ala.)**

vs. Southwestern Louisiana	W	13-10
vs. New Orleans	W	6-5
at South Alabama	L	4-15
vs. New Orleans	W	8-7
at South Alabama	L	6-11

\* - Sun Belt Conference Game

**1997- Bill Bethea  
Won 35, Lost 18 (.660)**

at Northeast Louisiana	W	8-6
at Northeast Louisiana	W	7-2
Austin Peay State	W	7-5
Austin Peay State	W	9-2
Eastern Illinois	W	9-4
Eastern Illinois	W	3-1
Eastern Illinois	W	8-0
Eastern Illinois	W	4-3
Lambuth	W	10-3
at Mississippi	L	8-9
at New Orleans*	L	6-12
at New Orleans*	W	5-0
at New Orleans*	L	7-11
Northern Illinois	W	17-3
Northern Illinois	W	11-3
Western Kentucky*	L	0-2
Western Kentucky*	W	4-3
Western Kentucky*	W	5-2
at Centenary	W	4-0
at Centenary	L	4-5
at Lamar*	W	8-7
at Lamar*	W	3-2
at Lamar*	W	3-1
Southwest Missouri State	W	3-0
Southwest Missouri State	W	7-3
Louisiana Tech*	W	11-2
Louisiana Tech*	W	15-0
Louisiana Tech*	L	5-6
at Memphis	L	1-4
at Tennessee-Martin	W	9-0
Arkansas-Little Rock*	W	9-1
Arkansas-Little Rock*	W	6-1
Memphis	W	4-2
at South Alabama*	L	0-5
at South Alabama*	W	7-1
at South Alabama*	L	3-4
at Southeast Missouri State	W	4-3
Southwestern Louisiana*	L	2-6
Southwestern Louisiana*	L	3-4
Southwestern Louisiana*	W	4-1
Tennessee-Martin	W	5-4

at Jacksonville*	L	2-3
at Jacksonville*	L	5-11
at Jacksonville*	L	2-3
Murray State	W	14-3
Texas-Pan American*	W	4-3
Texas-Pan American*	W	16-1
at Missouri	L	7-10
at Missouri	L	5-16

**Sun Belt Conference Tournament  
(Lafayette, La.)**

Louisiana Tech	W	3-1
South Alabama	L	5-12
Texas-Pan American	W	7-0
Southwestern Louisiana	L	5-6

\* - Sun Belt Conference Game

**1998- Bill Bethea  
Won 30, Lost 20 (.600)**

<b>UTA Invitational (Arlington, Texas)</b>		
vs. Texas A&M	L	0-7
at Texas-Arlington	W	6-4
vs. Oral Roberts	L	12-16
Lambuth	W	8-5
Missouri	L	2-5
Missouri	W	11-9
Missouri	L	9-24
at Austin Peay State	W	5-0
at Austin Peay State	W	12-9
Northeast Louisiana	W	9-0
Northeast Louisiana	L	2-9
at Mississippi	L	5-6
at Louisiana Tech* (10 inn)	L	9-10
at Louisiana Tech*	W	21-4
Saint Louis	W	11-2
New Orleans*	W	2-0
New Orleans*	L	8-12
New Orleans*	W	14-6
Southwest Baptist	W	9-1
South Alabama*	L	2-4
South Alabama*	L	2-3
South Alabama*	L	0-1
Mississippi	L	2-10
Tennessee-Martin	W	4-0
at Arkansas-Little Rock*	W	8-3
at Arkansas-Little Rock*	W	11-0
at Arkansas-Little Rock*	W	14-2
Lambuth	W	13-2
at Western Kentucky*	W	22-7
at Western Kentucky*	W	6-5
at Western Kentucky*	L	7-8
Southeast Missouri State	W	5-4
Lamar*	W	11-8
Lamar*	L	2-8
Lamar*	W	9-8
at Murray State	W	11-6
Arkansas-Pine Bluff	W	11-4
at Southwestern Louisiana* (10 inn)	L	4-11

at Southwestern Louisiana*	L	0-1
at Tennessee-Martin	W	7-4
at Texas-Pan American*	L	6-13
at Texas-Pan American*	W	14-8
at Texas-Pan American*	W	6-0
Memphis	W	8-3
Jacksonville*	W	4-2
Jacksonville*	L	1-5
Jacksonville*	W	11-3
at Memphis	W	7-4

**Sun Belt Conference Tournament  
(Mobile, Ala.)**

Lamar (13 inn)	L	3-4
South Alabama	L	1-10

\* - Sun Belt Conference Game

**1999- Bill Bethea  
Won 18, Lost 38 (.321)**

Lambuth	W	1-0
at Alabama	L	2-3
at Alabama	W	8-4
at Alabama	L	5-13
Austin Peay State (14 inn)	L	2-6
Austin Peay State	W	3-0
<b>UTA Invitational (Arlington, Texas)</b>		
vs. Oklahoma	W	12-6
at Texas-Arlington	L	4-13
vs. Oral Roberts	L	3-14
Southeast Missouri State	W	4-2
at Southwestern Louisiana*	L	2-7
at Southwestern Louisiana*	L	3-9
at Southwestern Louisiana*	L	3-10
Mississippi	W	6-4
Arkansas-Little Rock*	W	6-3
Arkansas-Little Rock*	L	1-6
Memphis (10 inn)	L	13-17
Southern Arkansas	W	7-4
at Western Kentucky*	L	0-5
at Western Kentucky*	W	4-3
at Western Kentucky*	L	3-10
Dallas Baptist	L	3-10
Dallas Baptist	W	13-7
Louisiana Tech*	L	2-16
Louisiana Tech*	L	2-8
Louisiana Tech*	W	5-3
Southwestern Louisiana*	L	0-2
Southwestern Louisiana*	L	1-9
Southwestern Louisiana*	L	1-16
at Tennessee-Martin	L	0-2
Murray State	W	2-1
at Arkansas-Little Rock*	L	9-14
at Arkansas-Little Rock*	L	6-8
at Arkansas-Little Rock*	L	10-12
at Murray State	W	11-4
Western Kentucky*	L	4-13
Western Kentucky*	W	1-0
Western Kentucky*	L	3-9

at Mississippi	L 0-13
Tennessee-Martin	W 13-5
at Louisiana Tech* (10 inn)	L 2-3
at Louisiana Tech*	W 14-6
at Louisiana Tech*	L 2-5
at Memphis	W 12-5
South Alabama*	L 6-13
South Alabama*	L 3-10
South Alabama*	L 0-2
at New Orleans* (10 inn)	L 7-8
at New Orleans*	L10-11
at New Orleans*	L 2-6
at Southwest Missouri State	L11-20
Florida International*	W 12-4
Florida International*	L 4-7
Florida International*	L 2-9

**Sun Belt Conference Tournament  
(Metairie, La.)**

vs. South Alabama	L 2-9
vs. New Orleans	L 0-9

\* - Sun Belt Conference Game

**2000- Bill Bethea  
Won 20, Lost 35 (.364)**

Lambuth	W 19-1
---------	--------

**Rice Tournament  
(Houston, Texas)**

at Rice	L 2-8
vs. Northwestern State	L 3-10
vs. Nebraska	L 3-10

**Dallas Baptist Classic  
(Dallas, Texas)**

vs. New Mexico State	W22-12
at Dallas Baptist	W 10-3
vs. Southwest Texas State	L 8-11

Lyon College	W 3-0
Indiana State	W 4-3
Indiana State	W 8-5
Tennessee-Martin	W 8-5
Eastern Illinois	W 8-3
Eastern Illinois	W 4-3
Eastern Illinois	W 14-5
at South Alabama*	W 5-4
at South Alabama*	L 4-5
at South Alabama*	L 5-9
at Missouri	L 2-6
at Missouri	L 6-7
New Orleans*	W 8-7
New Orleans*	L 3-5
at Southwest Missouri State	W 12-4
at Florida International*	W 3-2
at Florida International*	W 5-4
at Florida International*	L 1-13
at Louisiana-Lafayette*	L 2-5
at Louisiana-Lafayette*	L 3-11
at Louisiana-Lafayette*	L 4-11
at Memphis	W 4-2
Southwest Missouri State	L 2-7

Arkansas-Little Rock*	W 5-4
Arkansas-Little Rock*	L 2-6
Arkansas-Little Rock* (11 inn)	L 2-3
at Mississippi	L 3-4
Western Kentucky*	L 0-4
Western Kentucky*	L 2-8
Western Kentucky*	L 0-5
at SE Missouri State (11 inn)	L 9-10
Memphis	W 5-4
at Louisiana Tech*	W 11-4
at Louisiana Tech*	L 3-4
at Louisiana Tech*	L 4-11
Southeast Missouri State	L 4-7
South Alabama*	L 7-8
South Alabama*	L 5-9
South Alabama* (14 inn)	L 6-7
at Murray State	W 7-1
at New Orleans*	L 4-10
at New Orleans*	L 2-4
at New Orleans*	L11-14
Florida International*	L 3-6
Florida International*	L 4-6
Florida International*	L 4-7

**Sun Belt Conference Tournament  
(Mobile, Ala.)**

vs. New Orleans	L12-17
vs. Arkansas-Little Rock	L10-13

\* - Sun Belt Conference Game

**2001 - Bill Bethea  
Won 22, Lost 36 (.379)**

Lambuth	W 6-2
at Texas A&M	L 3-4
at Texas A&M	W 8-4
at Texas A&M	L 2-3

**Texas-Arlington Tournament  
(Arlington, Texas)**

at Texas-Arlington	L 1-10
vs. Oral Roberts	L 7-17
vs. SW Missouri State (12 inn)	L 1-2
Iowa State	W 4-2
Iowa State	L 5-6
Iowa State	L 1-3
Southeast Missouri State	L 0-7
SW Missouri State (13 inn)	W 2-1
Southwest Missouri State	L 1-7
Mississippi	L 2-5
Williams Baptist	L 3-4
Toledo	L 2-4
Toledo	W 3-2
Toledo	W 11-0
at Southeast Missouri State	L 4-6
Middle Tennessee State*	L 2-5
Middle Tennessee State*	W 3-0
Middle Tennessee State*	L 6-16
Tennessee-Martin	W 13-2
at Western Kentucky*	W 12-7
at Western Kentucky*	L 4-15

at Western Kentucky*	L 4-8
Missouri	L 0-10
Missouri (10 inn)	L 4-9
at New Mexico State*	W 9-7
at New Mexico State*	L 4-11
at New Mexico State*	W 21-5
Louisiana-Lafayette*	L 6-9
Louisiana-Lafayette*	W 9-3
Louisiana-Lafayette*	W 3-2
Murray State	W 3-2
Harding	L 0-1
Louisiana Tech*	W 9-1
Louisiana Tech*	W 8-1
Louisiana Tech*	L 0-3
at Mississippi (10 inn)	W 7-6
at South Alabama*	L 1-3
at South Alabama*	L 2-4
at South Alabama*	W 11-9
at Murray State	L 5-6
at Memphis	L 3-9
at Arkansas-Little Rock*	L12-18
at Arkansas-Little Rock*	L 7-10
at Arkansas-Little Rock*	L 9-16
at Florida International*	L 7-8
at Florida International*	W 3-1
at Florida International*	W 5-4
Memphis	L 3-6
at Tennessee-Martin	W 10-5
New Orleans*	W 8-3
New Orleans*	L 0-2
New Orleans*	L 5-7

**Sun Belt Conference Tournament  
(Lafayette, La.)**

vs. Middle Tennessee	L 0-4
vs. New Orleans	L 0-6

\* - Sun Belt Conference Game

**2002 - Bill Bethea  
Won 23, Lost 35 (.379)**

McNeese State	W 13-2
McNeese State	L 1-3
McNeese State	W 7-6
Williams Baptist	W 11-0
Delta State	L 9-13
at Alabama	L 3-11
at Alabama	L 5-14
at Alabama	L 3-7
at Louisiana-Monroe	W 7-4
at Louisiana-Monroe	L 3-5
Southeast Missouri State	L 1-2
at Murray State	W 10-2
Northern Iowa	L 1-5
Northern Iowa	W 4-3
Northern Iowa	L 5-7
at Missouri	L 3-8
at Missouri	W15-10
Eastern Illinois	L 6-10
Eastern Illinois	W 4-3
Eastern Illinois	W 9-4



at South Alabama*	L 4-5	Lamar	L 2-3	at Belmont	W 8-3
at South Alabama*	L 1-8	Lamar	W 5-3	Northern Iowa	W 3-2
at South Alabama*	L 8-9	at Mississippi	W 3-2	Northern Iowa	W 2-1
Southwest Missouri State	L 3-10	Southwest Missouri State	L 2-9	Northern Iowa	W 4-3
Western Kentucky*	L 3-7	Southwest Missouri State	L12-13	Murray State	W 10-5
Western Kentucky*	L 4-7	Southwest Missouri State	W 6-2	at #10 Ole Miss	W 11-7
at Oklahoma State	L 8-10	Christian Brothers	W 15-4	at Lamar	L 0-5
Arkansas-Little Rock*	W 5-4	New Orleans*	W 9-2	at Lamar	L 0-2
Arkansas-Little Rock*	W 10-4	New Orleans*	W 4-3	at Lamar	L 0-2
Arkansas-Little Rock*	W 13-3	New Orleans*	W 3-2	Eastern Illinois	W 7-2
at Southeast Missouri State	W 6-1	at Tennessee-Martin	L 3-6	Eastern Illinois	W 10-3
Lambuth	W 11-4	#25 South Alabama*	W 7-1	Eastern Illinois	W 8-0
Florida International*	L 1-15	#25 South Alabama*	W 6-2	at New Orleans*	L 3-5
Florida International*	W 5-3	#25 South Alabama*	L 2-11	at New Orleans*	L 8-9
Florida International*	W 8-4	Memphis	W 8-4	at New Orleans*	L 8-13
at Mississippi	L 1-8	Murray State	W 4-2	Memphis	W 8-2
at New Orleans*	L 4-6	at Western Kentucky*	L 1-2	at South Alabama*	L 0-9
at New Orleans*	W 11-5	at Western Kentucky*	W 6-1	at South Alabama*	W 9-6
at New Orleans*	L 4-5	at #17 Oklahoma State	L 3-8	at South Alabama*	L 4-14
at Memphis	L 5-8	Middle Tennessee*	L 2-4	at Murray State	W 10-8
Murray State	W 3-2	Middle Tennessee*	L 6-7	Western Kentucky*	L 4-10
New Mexico State*	L 2-5	Middle Tennessee*	W 5-1	Western Kentucky*	L10-17
New Mexico State*	L 2-4	at Southeast Missouri State	L 6-7	Western Kentucky*	W 10-6
New Mexico State*	W 4-3	at New Mexico State*	W 9-7	at #7 Ole Miss	L 8-9
at Middle Tennessee*	W 4-2	at New Mexico State*	L 5-14	at Middle Tennessee*	W 9-4
at Middle Tennessee*	L 4-6	at New Mexico State*	L13-15	at Middle Tennessee*	L 8-9
at Middle Tennessee*	L 3-6	at Memphis	W 14-1	at Middle Tennessee*	L 4-6
Memphis	L 4-9	Arkansas-Pine Bluff	L 2-3	#6 Ole Miss	W 7-6
at Southwest Missouri State	L 4-8	Arkansas-Pine Bluff	W 10-2	New Mexico State*	L10-13
at Tennessee-Martin	W 10-6	Mississippi	W 8-5	New Mexico State*	W 5-4
Tennessee-Martin	L 1-2	at Arkansas-Little Rock*	L 2-4	New Mexico State*	L 5-9
Mississippi	L 4-12	at Arkansas-Little Rock*	L 3-14	Arkansas-Pine Bluff	W 17-7
at Louisiana-Lafayette*	L 6-8	at Arkansas-Little Rock*	L 4-5	Arkansas-Pine Bluff	W 13-5
at Louisiana-Lafayette*	L 3-4	Tennessee-Martin	W 7-2	at Tennessee-Martin	W 19-2
at Louisiana-Lafayette*	W 9-6	Louisiana-Lafayette*	L 3-4	Arkansas-Little Rock*	W 6-4
<b>Sun Belt Conference Tournament</b>		Louisiana-Lafayette*	L 8-13	Arkansas-Little Rock*	L 1-3
<b>(Mobile, Ala.)</b>		Louisiana-Lafayette*	L 2-3	Arkansas-Little Rock*	L 6-8
Louisiana-Lafayette	W 10-3	at Murray State	W 8-3	at Southeast Missouri	L 4-6
New Mexico State	L 2-3	at Florida International*	L 3-4	at Louisiana-Lafayette*	W12-11
Western Kentucky	L 8-9	at Florida International*	L 7-10	at Louisiana-Lafayette*	W 7-2
* - Sun Belt Conference Game		at Florida International*	W 6-4	at Southwest Missouri State	W 14-3
		<b>Sun Belt Conference Tournament</b>		at Southwest Missouri State	W 6-4
		<b>(Lafayette, La.)</b>		Florida International*	W 6-5
<b>2003 - Keith Kessinger</b>		vs. #23 South Alabama	L 2-6	Florida International*	L 0-1
<b>Won 24, Lost 31 (.436)</b>		vs. Florida International	L 4-5	Florida International*	L 3-7
Harding	W 6-5	* - Sun Belt Conference Game		<b>Sun Belt Conference Tournament</b>	
<b>UTA Invitational</b>				<b>(Mobile, Ala.)</b>	
<b>(Arlington, Texas)</b>				vs. Middle Tennessee	L 2-12
vs. Southwest Missouri State	L 3-6	<b>2004 - Keith Kessinger</b>		vs. New Mexico State	L 3-6
vs. New Mexico	L10-12	<b>Won 29, Lost 28 (.508)</b>		* - Sun Belt Conference Game	
at Texas-Arlington	L 6-10	at Northwestern State	L 8-13		
		at Northwestern State	L 2-8		
at McNeese State	L 4-16	at Northwestern State	W 9-5	<b>2005 - Keith Kessinger</b>	
at McNeese State	L 7-8	Tennessee-Martin	W 2-1	<b>Won 33, Lost 23 (.589)</b>	
at McNeese State	W 9-3	Illinois-Chicago	W 5-4	Arkansas-Pine Bluff	W 13-3
Northwestern State	L 0-8	Illinois-Chicago	L 4-6	Arkansas-Pine Bluff	W 16-4
Northwestern State	L 2-6	Illinois-Chicago	L 4-6	Arkansas-Pine Bluff	W 13-0
Northwestern State	W 3-2	Southeast Missouri	L 9-12	at #15 Mississippi	L 0-10
Northwestern State	W 7-3	at Lipscomb	W 4-3		
Southeast Missouri State	W 7-3	at Vanderbilt	L 2-12	<b>UTA Invitational</b>	
Lamar	L 4-11			<b>(Arlington, Texas)</b>	

vs. Kansas State	W 6-5
vs. Northwestern	W 4-0
at Texas-Arlington	W 9-3
Murray State	W 7-4
at Louisiana-Monroe	W 4-1
at Louisiana-Monroe	L 3-11
at Louisiana-Monroe	W 5-0
Tennessee-Martin	W 18-4
Wisconsin-Milwaukee	L 3-7
Wisconsin-Milwaukee	W 6-3
Wisconsin-Milwaukee	W 3-2
South Dakota State	W 14-1
at Southern Mississippi	L 6-11
at Southern Mississippi	L 6-13
at Southern Mississippi	L 5-7
Southwest Missouri State	W 6-3
Eastern Illinois	W 7-3
Eastern Illinois	W 1-0
Eastern Illinois	W18-10
at Florida International*	L 2-6
at Florida International*	L 2-5
at Florida International*	W13-12
at Southeast Missouri	W 9-0
#17 Louisiana-Lafayette*	W 6-2
#17 Louisiana-Lafayette*	L 1-6
#17 Louisiana-Lafayette*	L 5-8
at Tennessee-Martin	W 7-1
at Arkansas-Little Rock*	W 6-1
at Arkansas-Little Rock*	W 7-6
at Arkansas-Little Rock*	W18-10
at Murray State	L 3-5
Crichton College	L 2-3
Southeast Missouri	W 3-2
at New Mexico State*	L16-18
at New Mexico State*	L10-21
at New Mexico State*	L12-15
Middle Tennessee*	L 6-12
Middle Tennessee* (7 inn)	W 8-2
Middle Tennessee*	L 4-8
at Western Kentucky*	W 10-6
at Western Kentucky* (7 inn)	L10-13
at Western Kentucky*	W 16-9
at Memphis	W 10-1
South Alabama*	W 13-1
South Alabama*	W 4-1
South Alabama*	L 5-10
Memphis	L 1-5
New Orleans*	W 8-3
New Orleans*	W16-14
New Orleans*	L 6-14
<b>Sun Belt Conference Tournament</b>	
<b>(Miami, Fla.)</b>	
at Florida International (8 inn)	L 8-18
vs. New Orleans	L 9-15

\* - Sun Belt Conference Game

**2006 - Keith Kessinger**  
**Won 22, Lost 30 (.423)**

Henderson State	W 13-8
Southeast Missouri	W 4-3
Akron	L 2-7
Akron	W12-10
at Murray State	W 11-0
<b>Cardinal Classic</b>	
<b>(Beaumont, Texas)</b>	
vs. Kentucky	W 7-3
vs. Michigan State	W 9-8
at Lamar	L 8-11
at #18 Mississippi	W 14-9
at #8 Mississippi State	L 7-16
at #8 Mississippi State	L 4-10
at #8 Mississippi State	L 4-5
Tennessee-Martin	W 12-3
Tennessee-Martin (7 inn)	L 4-5
at Missouri State	L 7-16
at Missouri State	L 0-14
at Missouri State	W 13-3
Mississippi	L 8-10
Samford	W 11-3
Samford (10 inn)	W11-10
Samford	L 0-13
Memphis	W 5-3
Florida International*	L 4-8
Florida International*	L 6-11
Florida International*	W 7-4
at Louisiana-Lafayette*	L 1-10
at Louisiana-Lafayette*	L 4-8
at Louisiana-Lafayette*	L 2-6
Murray State	W 6-5
Arkansas-Little Rock*	W 6-5
Arkansas-Little Rock*	W 21-2
Arkansas-Little Rock*	W 6-5
at Memphis	L 2-6
Freed-Hardeman	W 8-0
Freed-Hardeman	W 8-7
at Tennessee-Martin	L 5-11
#29 Troy*	L 7-10
#29 Troy*	L 2-9
#29 Troy*	L 6-11
at Middle Tennessee*	L 8-18
at Middle Tennessee*	L 4-7
Western Kentucky*	W 21-4
Western Kentucky*	L 6-7
Western Kentucky*	W15-12
at South Alabama*	L 3-4
at South Alabama*	W14-12
at South Alabama*	L 1-4
at New Orleans*	L 7-8
at New Orleans*	L 0-2
at New Orleans*	L10-12

**Sun Belt Conference Tournament**  
**(Bowling Green, Ky.)**

vs. Louisiana-Lafayette L 7-8  
vs. South Alabama L 3-5

\* - Sun Belt Conference Game

**2007 - Keith Kessinger**  
**Won 20, Lost 32 (.363)**

at Samford	L 1-6
at Samford	L 0-2
at Samford	W 7-5
at Central Arkansas	L 5-14
vs Creighton	L 3-6
vs Northwestern	W 8-5
at Lamar	L 5-8
at Murray State	W12-7^
Bradley	W 11-3
Bradley	W 7-0
Bradley	L 5-11
Southeast Missouri State	W 6-5
Jackson State	W11-10^
New Orleans*	W12-10
New Orleans*	L 6-12
New Orleans*	L 4-18
Mississippi	L 1-14
at South Alabama *	L 5-9
at South Alabama *	W 6-0
at South Alabama *	L14-15
Missouri State	L 0-5
Missouri State	L 4-12
Middle Tennessee * (10 inn)	W 7-6
Middle Tennessee * (10 inn)	L 3-4
Middle Tennessee * (14 inn)	L 5-7
at Tennessee-Martin	L 3-8
at Florida Atlantic *	L 2-5
at Florida Atlantic *	L 5-6
at Florida Atlantic *	W 9-6
at #10 Mississippi	L 3-19
Murray State	W 9-8
Florida International *	L 3-5
Florida International *	W 4-0
Florida International *	W 6-5^
at #14 Oklahoma State	L 2-6
at #14 Oklahoma State	L 2-21
at Western Kentucky *	W 8-5
at Western Kentucky *	L 3-10
at Western Kentucky *	W 6-4
Tennessee-Martin	W 6-1
Central Arkansas	W 4-2
Troy *	L 0-7
Troy *	L 4-6
Troy *	L 1-4
at Louisiana-Lafayette* (11 inn)	L 5-6
at Louisiana-Lafayette*	L 7-11
at Louisiana-Lafayette*	W 4-2
Memphis	L 5-10
at Memphis	L 7-8
Louisiana-Monroe*	W 7-5
Louisiana-Monroe*	L 3-12
Louisiana-Monroe*	W17-13
at Arkansas-Little Rock*	L 1-2
at Arkansas-Little Rock*	W 10-3
at Arkansas-Little Rock*	W 4-1

\* - Sun Belt Conference Game

^ - 3 wins later vacated due to NCAA



sanctions. Actual on-field record was 23-32.

**2008 - Keith Kessinger**  
**Won 20, Lost 34, Tied 1 (.363)**

**Service Academies Spring Classic**  
**(Millington, Tenn.)**

vs. Ohio State	L	3-7
vs. Seton Hall	W	6-3
vs. Navy	W	8-1

Williams Baptist W 6-1  
**Cardinal Classic**  
**(Beaumont, Texas)**

vs. Kansas State	W	2-1
at Lamar	L	3-10
vs. Michigan State	L	5-6
at Lamar	L	0-4

at #2 Mississippi	W	7-5
at Louisiana-Lafayette*	W	3-0
at Louisiana-Lafayette*	W	9-5
at Louisiana-Lafayette*	W	9-2
Memphis	L	0-3
Harris-Stowe State	W	3-2
Harris-Stowe State	W	10-4
Middle Tennessee*	W	6-5
Middle Tennessee*	L	1-2
Middle Tennessee* (10 inn)	L	6-7
at Missouri State	L	4-9
Louisiana-Monroe*	L	1-3
Louisiana-Monroe*	W	15-10
Louisiana-Monroe*	L	3-6
at Tennessee-Martin	W	12-6
at Memphis	W	7-4
at South Alabama*	L	9-17
at South Alabama*	L	4-10
at South Alabama*	L	7-8
Tennessee-Martin	L	8-9
Southern Illinois	L	3-10
at Troy*	L	4-8
at Troy*	L	4-7
at Troy*	L	2-8
at Southeast Missouri	W	8-3
at #29 Southern Miss	L	3-6
at #29 Southern Miss	L	7-8
at #29 Southern Miss	L	3-6
Murray State	W	3-2
at Western Kentucky*	L	1-8
at Western Kentucky*	L	6-7
at Western Kentucky*	L	5-13
Southeast Missouri	L	3-12
#29 Mississippi	L	4-9
New Orleans*	L	2-5
New Orleans*	L	5-7
New Orleans*	L	3-26
Florida International*	W	3-2
Florida International*	L	2-11
Florida International*	W	7-1
at Florida Atlantic*	W	8-2

at Florida Atlantic*	L	3-20
at Florida Atlantic*	T	11-11
at Murray State	W	5-2
Arkansas-Little Rock*	L	1-3
Arkansas-Little Rock*	L	0-8
Arkansas-Little Rock*	L	5-15

\* - Sun Belt Conference Game

**2009 - Tommy Raffo**  
**Won 23, Lost 30 (.434)**

**UT Arlington Invitational**  
**(Arlington, Texas)**

vs. Texas State (10 inn)	W	4-3
at UT Arlington	L	4-5
vs. Siena	L	1-5
vs. Texas State	L	2-3

SIU-Edwardsville	W	19-12
at #14 Mississippi	L	5-11
at Murray State	L	5-11
Louisiana-Lafayette*	W	2-0
Louisiana-Lafayette*	L	2-3
Louisiana-Lafayette* (10 inn)	W	3-2
Harris Stowe	W	11-1
Harris Stowe	W	3-2
at Middle Tennessee* (10 inn)	L	8-10
at Middle Tennessee*	L	3-14
at Middle Tennessee*	L	3-10
Williams Baptist	W	17-9
#12 Mississippi	L	1-7
at ULM*	W	14-4
at ULM* (11 inn)	W	6-4
at ULM* (10 inn)	L	8-10
at Southern Illinois	L	3-10
South Alabama*	W	8-7
South Alabama*	L	3-10
South Alabama*	W	7-2
at #15 Mississippi	L	6-9
Southeast Missouri State	W	12-1
Troy*	L	2-5
Troy*	L	3-7
Troy*	L	7-12
vs. Memphis	L	8-16
Memphis (10 inn)	W	8-7
Chicago State	W	15-0
Chicago State	W	16-9
Missouri State	L	3-4
Missouri State	L	2-14
Western Kentucky* (10 inn)	L	2-3
Western Kentucky*	W	8-6
Western Kentucky*	L	0-3
at Tennessee-Martin	L	2-6
at Southeast Missouri State	W	17-11
at New Orleans*	L	2-4
at New Orleans*	L	6-13
at New Orleans*	W	9-3
at Florida International*	W	13-1
at Florida International*	L	5-11
at Florida International*	L	4-10

Florida Atlantic*	L	5-9
Florida Atlantic*	W	11-4
Florida Atlantic*	L	6-10
Murray State	W	4-2
at Arkansas-Little Rock*	W	10-7
at Arkansas-Little Rock*	W	6-2
at Arkansas-Little Rock*	L	3-6

\* - Sun Belt Conference Game

**2010 - Tommy Raffo**  
**Won 30, Lost 28 (.517)**

Southern Illinois	W	14-5
Southern Illinois	W	5-3
at #17 Ole Miss	L	2-3
Wisconsin-Milwaukee	W	6-5
Wisconsin-Milwaukee (10 inn)	W	4-3
Wisconsin-Milwaukee	W	11-4
Wisconsin-Milwaukee	W	8-3
Portland	W	7-0
Portland	L	3-8
Portland	L	4-5
IPFW	L	1-2
at Murray State	W	17-8
at Louisiana-Lafayette*	L	5-13
at Louisiana-Lafayette*	W	6-2
at Louisiana-Lafayette*	W	13-9
at Missouri State	L	1-2
at Missouri State	W	5-4
Middle Tennessee* (10 inn)	W	4-3
Middle Tennessee*	L	5-8
Middle Tennessee*	L	0-2
at Southeast Missouri	L	4-6
at New Orleans*	W	14-6
at New Orleans*	W	7-6
at New Orleans*	W	17-3
Memphis	W	6-5
#18 Western Kentucky*	L	3-4
#18 Western Kentucky*	W	6-4
#18 Western Kentucky*	W	3-1
at UT Martin	L	12-17
at ULM*	W	15-3
at ULM*	W	10-6
at ULM*	W	8-1
Southeast Missouri	W	9-6
at Evansville	L	4-5
at Evansville	L	4-7
at Evansville	L	5-9
at Memphis	L	5-15
South Alabama* (10 inn)	W	9-8
South Alabama*	L	4-9
South Alabama*	L	6-7
at Florida Atlantic*	L	2-3
at Florida Atlantic*	L	0-8
at Florida Atlantic*	L	2-3
UT Martin	W	8-3
Florida International* (10 inn)	W	8-7
Florida International*	L	2-15
Florida International*	W	5-4
#15 Ole Miss (10 inn)	L	2-5



at Troy*	W	5-4
at Troy*	L	6-11
at Troy*	L	3-9
UALR* (10 inn)	L	3-6
UALR*	W	16-8
UALR*	L	10-14

**Sun Belt Conference Tournament  
(Murfreesboro, Tenn.)**

vs. Louisiana-Lafayette	W	8-6
vs. Troy	W	12-2
vs. Troy	L	5-12
vs. Troy (11 inn)	L	8-12

\* - Sun Belt Conference Game

**2011 - Tommy Raffo  
Won 27, Lost 31, Tied 1 (.466)  
Auburn Invitational  
(Auburn, Ala.)**

at #23 Auburn	L	5-12
vs. UAB	L	3-5
vs. #13 Virginia	L	2-8

Murray State	W	8-4
at Mississippi	L	3-4
Evansville	W	10-5
Evansville	L	1-4
Evansville	L	2-3
Southern Illinois	W	4-3
at Murray State	W	5-1
Creighton	L	2-5
Creighton	L	0-6
Creighton	W	8-6
Missouri State	W	6-5
Austin Peay	W	11-2
Austin Peay	W	6-1
Austin Peay	L	2-9
UT Martin	W	5-3
at UALR*	W	11-5
at UALR*	L	0-1
at UALR*	L	6-7
Lyon College	W	12-5
Louisiana-Lafayette*	L	9-10
Louisiana-Lafayette*	W	11-7
Louisiana-Lafayette*	L	4-10
at SIU-Edwardsville	L	1-2
at SIU-Edwardsville	L	5-6
#21 Troy*	L	0-1
#21 Troy*	L	1-2
#21 Troy*	L	3-5
Southeast Missouri	L	5-8
at ULM*	W	13-2
at ULM* (10 inn)	L	7-8
at ULM*	W	13-3
at Memphis (10 inn)	W	9-8
Memphis	W	5-4
at Western Kentucky* (13 inn)	L	2-3
at Western Kentucky*	L	2-13
at Western Kentucky* (10 inn)	W	4-3
at Southeast Missouri	L	7-13

Florida Atlantic*	W	2-1
Florida Atlantic*	L	3-5
Florida Atlantic*	W	7-3
Middle Tennessee*	W	6-5
Middle Tennessee* (11 inn)	W	7-6
Middle Tennessee*	W	11-4
Mississippi	L	9-11
at South Alabama*	L	5-10
at South Alabama* (10 inn)	L	7-8
at South Alabama*	L	4-7
at Florida International*	L	2-3
at Florida International*	L	1-6
at Florida International*	T	8-8
UALR*	W	6-4
UALR*	W	6-4
UALR*	W	9-1

**Sun Belt Conference Tournament  
(Monroe, La.)**

vs. Florida International* (10 inn)	L	10-13
vs. Louisiana-Lafayette	W	3-0
vs. South Alabama	W	12-9

\* - Sun Belt Conference Game

**2012 - Tommy Raffo  
Won 34, Lost 23 (.596)**

**Lamar Invitational  
(Beaumont, Texas)**

at Lamar	L	1-2
vs. Stephen F. Austin	Rain Out	
at Lamar	L	2-10

at Ole Miss	L	1-8
Murray State	W	11-3
Evansville	W	4-2
Evansville	W	5-4
Evansville	L	1-5
Evansville	W	3-2
South Dakota State	W	15-5
South Dakota State	W	12-7
South Dakota State	W	10-1
SIU-Edwardsville	L	3-5
SIU-Edwardsville	L	2-5

**Austin Peay Invitational  
(Clarksville, Tenn.)**

vs. Dayton	W	9-3
vs. Northern Illinois	L	5-6
at Austin Peay (11 inn)	L	9-10
UALR*	W	7-3
UALR* (10 inn)	W	3-2
UALR*	W	8-4
at Memphis	L	1-7
at Louisiana-Lafayette*	L	2-9
at Louisiana-Lafayette*	W	6-4
at Louisiana-Lafayette*	W	8-7
Southeast Missouri	W	10-5
UAPB	W	4-2
at Troy*	L	6-7
at Troy*	W	16-8

at Troy*	W	5-4
at Missouri State	L	2-5
at Missouri State	L	5-12
Louisiana-Monroe*	W	7-6
Louisiana-Monroe*	L	0-9
Louisiana-Monroe*	L	1-9
Memphis	W	4-2
Western Kentucky*	W	5-0
Western Kentucky*	L	3-8
Western Kentucky*	W	6-3
at Southeast Missouri	L	3-5
at Florida Atlantic*	Rain Out	
at Florida Atlantic*	Rain Out	

at Florida Atlantic*	L	2-6
at Middle Tennessee*	W	8-5
at Middle Tennessee*	W	8-5
at Middle Tennessee*	L	3-5
South Alabama*	W	8-1
South Alabama*	W	6-1
South Alabama*	W	2-1
vs. UAPB&	W	7-3
Florida International*	W	7-4
Florida International*	L	7-10
Florida International*	L	5-16
#22 Ole Miss	W	10-5
at UALR*	W	8-5
at UALR*	W	10-8
at UALR*	W	7-3

**Sun Belt Conference Tournament  
(Bowling Green, Ky.)**

vs. Middle Tennessee (7 inn)	W	12-1
vs. Troy	L	3-8
vs. Florida International	W	12-4
vs. Louisiana-Monroe	L	2-4

& - State Farm Classic (Little Rock, Ark.)  
\* - Sun Belt Conference Game

**2013 - Tommy Raffo  
Won 28, Lost 31 (.475)**

Bradley	W	10-5
Bradley	W	10-1
Bradley	W	12-2
at Memphis (10 inn)	W	3-2
Lyon College	Rain Out	
Western Illinois	L	1-2
Western Illinois	W	6-3
Western Illinois	W	14-6
at #2 Vanderbilt	L	3-7
at Sam Houston State	W	5-3
at Sam Houston State	L	1-8
at Sam Houston State	L	6-11
UT Martin	W	9-0
UAB (11 inn)	W	2-1
UAB	W	8-1
UAB	L	2-4
Missouri State (11 inn)	L	2-6
Missouri State	W	7-5
at UALR*	W	6-3
at UALR*	W	9-7



at UALR*	W 7-5	Creighton	L 3-7	vs. #7 Louisville^	L 8-14
at Missouri	L 1-5	Creighton	L 4-5	at #18 Ole Miss	L 1-2
at Missouri	W 10-3	Creighton	W 6-2	at Houston Baptist	W 3-2
Florida Atlantic* (10 inn)	W 3-2	at Murray State	W 27-7	at Houston Baptist	W 13-2
Florida Atlantic*	L 5-10	UALR*	W 3-0	at Houston Baptist	W 2-1
Florida Atlantic*	L 2-3	UALR*	W 5-3	vs. UT Arlington*%	L 4-6
at #11 Ole Miss	L 4-10	UALR* (14 inn)	W 4-3	vs. UT Arlington*%	W 8-0
at Florida International*	L 0-1	at #14 Ole Miss	L 3-4	vs. UT Arlington*%	L 3-4
at Florida International*	L 7-8	at UT Arlington*	W 5-1	Missouri State	Cancelled
at Florida International* (11 inn)	L 6-9	at UT Arlington*	L 2-6	Missouri State	L 3-6
Southeast Missouri	W 9-8	at UT Arlington*	W14-10	Georgia State* (12 inn)	L 4-5
Western Kentucky*	W 6-0	Memphis	W 10-7	Georgia State*	L 3-6
Western Kentucky*	L 2-4	at Missouri State	L 4-5	Georgia State*	Cancelled
Western Kentucky*	W 5-3	Texas State* (12 inn)	L 3-4	at Memphis	L 2-5
Central Arkansas	Rain Out	Texas State*	W 5-4	at Georgia Southern* (13 inn)	W 3-1
South Alabama*	L 2-6	Texas State*	W 4-1	at Georgia Southern* (11 inn)	L 2-3
South Alabama*	L 2-20	at SEMO	L 0-7	at Georgia Southern*	L 3-6
South Alabama*	L 1-4	at Western Kentucky*	L 6-8	at Murray State	W 14-6
at Southeast Missouri (12 inn)	W 5-4	at Western Kentucky*	L 6-9	Southeast Missouri	L 5-6
at Louisiana-Monroe*	W 7-5	at Western Kentucky*	W 7-5	at Louisiana-Lafayette*	W 10-4
at Louisiana-Monroe*	W 6-2	Central Arkansas	W 3-0	at Louisiana-Lafayette*	L 6-9
at Louisiana-Monroe*	L 1-3	at South Alabama*	L 0-5	at Louisiana-Lafayette*	L 0-3
#16 Ole Miss	L 1-11	at South Alabama* (14 inn)	W 7-6	at Southeast Missouri	W12-10
Middle Tennessee*	W 4-3	at South Alabama*	W 3-2	Tennessee	L 4-7
Middle Tennessee*	W 13-9	at Memphis	W 6-4	South Alabama*	L10-13
Middle Tennessee* (13 inn)	L 1-2	Louisiana-Monroe*	W 8-4	South Alabama*	W 4-1
Memphis	L 0-6	Louisiana-Monroe*	W 11-7	South Alabama*	L 1-2
at Louisiana-Lafayette*	L 4-11	Louisiana-Monroe*	W 10-9	at Southern Illinois	W 10-8
at Louisiana-Lafayette*	L 6-14	at Central Arkansas	L 3-4	at Troy*	L 1-3
at Louisiana-Lafayette*	L 1-8	at Georgia State*	L 1-5	at Troy*	L 2-4
at Tennessee	L 3-12	at Georgia State* (10 inn)	L 6-7	at Troy*	L 5-6
at #25 Troy*	L 0-1	at Georgia State*	W 10-6	Central Arkansas	Rain Out
at #25 Troy*	L 3-4	Murray State	W 7-6	at ULM*	L 2-3
at #25 Troy*	W15-14	#2 Louisiana-Lafayette*	L 5-6	at ULM*	W 11-3
UALR*	W 3-2	#2 Louisiana-Lafayette*	L 0-7	at ULM*	L 2-3
UALR*	L 4-5	#2 Louisiana-Lafayette*	W 6-4	Murray State	W 11-5
UALR*	L 1-8	Troy*	L 1-2	Appalachian State*	W 6-1
<b>Sun Belt Conference Tournament</b>		Troy*	W 10-7	Appalachian State*	L 3-6
<b>(Lafayette, La.)</b>		Troy*	W 8-5	Appalachian State*	W 7-6
vs. Troy	L 2-3	#11 Ole Miss	L 9-16	#24 Memphis	L 3-8
vs. Western Kentucky	W 10-4	at UALR*	L 2-5	at Kansas State	W 11-6
vs. Troy	W 3-2	at UALR*	L 2-4	at Kansas State	L 5-16
vs. Florida Atlantic	L 4-5	at UALR*	W 7-2	at Kansas State	L 6-12
		<b>Sun Belt Conference Tournament</b>		at Central Arkansas (13 inn)	W 8-6
		<b>(Mobile, Ala.)</b>		at Texas State*	W 8-5
		vs. Troy (13 inn)	L 3-4	at Texas State*	W12-10
		at South Alabama	W 4-3	at Texas State*	W11-10
		vs. Troy (7 inn)	W 12-0	Ole Miss	L 3-17
		vs. UT Arlington	L 7-8	UALR*	W 11-7
				UALR* (14 inn)	W 4-3
		* - Sun Belt Conference Game		UALR*	L 3-4
		<b>2014 - Tommy Raffo</b>		<b>Sun Belt Conference Tournament</b>	
		<b>Won 32, Lost 27 (.542)</b>		<b>(Troy, Ala.)</b>	
Miami (Ohio)	W 3-0	Illinois State	L 0-3	vs. South Alabama	L 2-6
Miami (Ohio)	W 18-8	Illinois State	W 13-4	vs. Georgia Southern	W 6-1
Miami (Ohio)	W 13-3	Illinois State	W 11-5	vs. Georgia State	W 6-2
Arkansas-Monticello	L 0-2	Illinois State	Cancelled	vs. South Alabama	L 3-7
Illinois State	L 3-4	Illinois State	W 8-2		
Illinois State	L 2-3	vs. #7 Louisville^	W 4-1		
Illinois State	L 7-9	vs. #7 Louisville^			
Illinois State	W 14-8				
Southeast Missouri	W 8-3				
at UAB	L 0-5				
at UAB	L 1-3				
at UAB	W 5-3				

\* - Sun Belt Conference Game

**2014 - Tommy Raffo**  
**Won 32, Lost 27 (.542)**

Miami (Ohio)	W 3-0
Miami (Ohio)	W 18-8
Miami (Ohio)	W 13-3
Arkansas-Monticello	L 0-2
Illinois State	L 3-4
Illinois State	L 2-3
Illinois State	L 7-9
Illinois State	W 14-8
Southeast Missouri	W 8-3
at UAB	L 0-5
at UAB	L 1-3
at UAB	W 5-3

**Sun Belt Conference Tournament**  
**(Mobile, Ala.)**

vs. Troy (13 inn)	L 3-4
at South Alabama	W 4-3
vs. Troy (7 inn)	W 12-0
vs. UT Arlington	L 7-8

\* - Sun Belt Conference Game

**2015 - Tommy Raffo**  
**Won 27, Lost 30 (.474)**

Illinois State	L 0-3
Illinois State	W 13-4
Illinois State	W 11-5
Illinois State	Cancelled
vs. #7 Louisville^	W 8-2
vs. #7 Louisville^	W 4-1

^ - Game Played in Emerson, Ga.

% - Game Played in Jackson, Miss.



# YEAR-BY-YEAR RESULTS

\* - Sun Belt Conference Game

## 2016 - Tommy Raffo

**Won 29, Lost 29 (.500)**

at UAB	W	14-5
at UAB	L	0-5
at UAB	W	5-2
at #21 Ole Miss	L	3-4
vs. Morehead State <sup>^</sup>	L	1-2
vs. Saint Louis <sup>^</sup>	W	5-4
vs. Saint Louis <sup>^</sup>	W	9-2
vs. Nebraska Omaha <sup>^</sup> (11 inn)	L	3-4
Milwaukeee	W	13-3
Milwaukeee	W	7-4
Milwaukeee	W	8-1
Milwaukeee	L	2-9
Austin Peay	Cancelled	
Austin Peay	Cancelled	
at UT Arlington*	L	8-11
at UT Arlington*	L	0-2
at UT Arlington*	W	4-0
Southern Illinois (10 inn)	W	1-0
at Georgia State*	W	11-1
at Georgia State* (10 inn)	L	4-5
at Georgia State*	L	6-14
at #10 Missouri State	L	11-15
Georgia Southern*	L	3-8
Georgia Southern*	W	6-5
Georgia Southern*	L	7-9
at Memphis	W	11-5
#27 Louisiana-Lafayette*	W	7-6
#27 Louisiana-Lafayette*	L	2-5
#27 Louisiana-Lafayette*	L	1-6
at Southeast Missouri	L	2-4
#28 South Alabama*	L	2-8
#28 South Alabama*	L	7-12
#28 South Alabama*	L	2-3
Southeast Missouri	L	8-13
Troy*	L	1-11
Troy*	W	4-3
Troy*	L	1-8
at Southern Illinois	W	7-1
Mississippi Valley St.	Cancelled	
ULM*	W	8-1
ULM*	W	12-4
ULM*	W	5-4
UAPB	W	8-3
at Appalachian State*	W	9-7
at Appalachian State*	L	2-9
at Appalachian State*	L	4-6
Northwestern State	L	3-8
Northwestern State	L	3-6
Northwestern State	W	4-1
Memphis	W	4-3
Texas State*	W	6-1
Texas State*	W	9-6
Texas State*	L	3-12
#6 Ole Miss	W	8-6
at Little Rock*	L	4-9
at Little Rock*	W	12-10

at Little Rock\*

## Sun Belt Conference Tournament (San Marcos, Texas)

vs. Louisiana-Lafayette	L	4-7
vs. Troy	W	13-12
at Texas State	W	4-3
vs. Louisiana-Lafayette	L	10-17

<sup>^</sup> - Game Played in Emerson, Ga.

\* - Sun Belt Conference Game

## 2017 - Tommy Raffo

**Won 28, Lost 27 (.509)**

NYIT	W	6-0
NYIT	W	11-5
NYIT (7 inn)	W	5-2
NYIT	W	13-5
at #8 Ole Miss	L	4-16
Mississippi Valley State	L	9-10
at Northwestern State	W	3-2
at Northwestern State	L	5-9
at Northwestern State	W	12-3
Missouri State	Cancelled	
Missouri State	L	0-13
Cincinnati	W	5-4
Cincinnati	W	5-1
Cincinnati	L	4-11
#24 Louisiana Tech	L	3-19
#24 Louisiana Tech	W	6-5
#24 Louisiana Tech	Cancelled	
Southern Illinois	L	2-4
ULM*	L	3-5
ULM*	W	12-6
ULM*	W	8-3
at Austin Peay	Cancelled	
at Austin Peay	L	8-9
at Coastal Carolina*	L	0-5
at Coastal Carolina*	L	6-11
at Coastal Carolina*	L	1-6
at Southern Illinois (10 inn)	W	4-3
at Texas State*	W	13-7
at Texas State*	L	7-16
at Texas State*	W	8-7
Southeast Missouri	W	10-1
at Southeast Missouri	L	4-10
Georgia State*	W	14-1
Georgia State*	W	4-2
Georgia State*	W	10-5
at Memphis	W	11-4
at Louisiana*	L	0-8
at Louisiana*	L	2-13
at Louisiana*	L	2-3
South Alabama*	W	12-10
South Alabama*	L	2-12
South Alabama*	L	5-15
Memphis	L	1-2
at Appalachian State*	L	6-7
at Appalachian State*	W	5-3
at Appalachian State*	W	4-1
#23 UT Arlington*	L	7-11

W 15-11

#23 UT Arlington*	L	3-15
#23 UT Arlington*	L	0-2
at Georgia Southern*	L	4-7
at Georgia Southern*	W	1-0
at Georgia Southern*	L	1-6
Ole Miss	W	5-0
Little Rock* (18 inn)	W	9-8
Little Rock*	W	19-2
Little Rock*	Cancelled	

## Sun Belt Conference Tournament (Statesboro, Ga.)

vs. Georgia State (7 inn)	W	21-4
vs. UT Arlington	W	4-2
vs. South Alabama	L	2-4

\* - Sun Belt Conference Game



# ALL-TIME CONFERENCE STANDINGS

Sun Belt (1992-Present)						
2017						
	W	L	Pct.	W	L	Pct.
<b>East Division</b>						
*Coastal Carolina	22	-7-1	.750	37	19-1	.658
+South Alabama	22	8	.733	40	21	.656
Georgia Southern	18	12	.600	38	21	.644
Troy	16	14	.533	31	25	.554
Georgia State	10	20	.333	22	33	.400
Appalachian State	8	22	.267	19	36	.345
<b>West Division</b>						
UT Arlington	20	10	.667	30	25	.545
Louisiana	19	10-1	.650	35	21-1	.623
<b>Arkansas State</b>	<b>13</b>	<b>16</b>	<b>.448</b>	<b>28</b>	<b>27</b>	<b>.509</b>
Texas State	13	17	.433	29	30	.492
Little Rock	11	18	.379	21	34	.382
ULM	6	24	.200	12	43	.218
*SBC Regular Season Champion						
+SBC Tournament Champion						
#NCAA Tournament Participant						
2016						
	W	L	Pct.	W	L	Pct.
*+UL Lafayette	21	9	.700	43	21	.672
*South Alabama	21	9	.700	42	22	.656
Little Rock	17	13	.567	26	28	.481
Troy	17	13	.567	32	26	.552
Texas State	16	14	.533	31	28	.525
Georgia Southern	16	14	.533	36	24	.600
UT Arlington	15	15	.500	30	28	.517
<b>Arkansas State</b>	<b>13</b>	<b>17</b>	<b>.433</b>	<b>29</b>	<b>29</b>	<b>.500</b>
ULM	10	20	.333	20	35	.364
Georgia State	10	20	.333	24	31	.436
Appalachian State	9	21	.300	18	36	.333
*SBC Regular Season Champion						
+SBC Tournament Champion						
#NCAA Tournament Participant						
2015						
	W	L	Pct.	W	L	Pct.
*South Alabama	19	9	.679	37	20	.649
Troy	18	10	.643	30	25	.545
+Louisiana-Lafayette	18	11	.621	42	23	.646
Georgia Southern	18	12	.600	30	27	.526
Georgia State	15	13	.536	30	27	.526
Texas State	14	16	.467	24	32-1	.430
UT Arlington	14	16	.467	24	32	.429
<b>Arkansas State</b>	<b>12</b>	<b>17</b>	<b>.414</b>	<b>27</b>	<b>30</b>	<b>.474</b>
UALR	12	17	.414	16	33	.327
ULM	12	18	.400	25	29	.463
Appalachian State	8	21	.276	17	36	.321
*SBC Regular Season Champion						
+SBC Tournament Champion						
#NCAA Tournament Participant						
2014						
	W	L	Pct.	W	L	Pct.
*+Louisiana-Lafayette	26	4	.867	58	10	.853
UT Arlington	19	11	.633	32	26	.552
<b>Arkansas State</b>	<b>18</b>	<b>12</b>	<b>.600</b>	<b>32</b>	<b>26</b>	<b>.552</b>
Texas State	16	14	.533	30	28	.517
Western Kentucky	15	15	.500	29	28	.509

Troy	11	18	.379	25	32	.439
South Alabama	11	18	.379	22	33	.400
Arkansas-Little Rock	11	19	.367	25	29	.463
Georgia State	11	19	.367	25	31	.446
Louisiana-Monroe	11	19	.367	22	36	.390
*SBC Regular Season Champion						
+SBC Tournament Champion						
#NCAA Tournament Participant						
2013						
	W	L	Pct.	W	L	Pct.
*#Troy	20	10	.667	42	20	.667
*#South Alabama	20	10	.667	43	20	.683
#Louisiana-Lafayette	19	11	.633	43	20	.683
+#Florida Atlantic	19	11	.633	42	22	.656
Western Kentucky	16	14	.533	29	29	.491
Florida International	13	17	.433	26	32	.448
Arkansas-Little Rock	13	17	.433	28	28	.500
<b>Arkansas State</b>	<b>12</b>	<b>18</b>	<b>.400</b>	<b>28</b>	<b>31</b>	<b>.475</b>
Middle Tennessee	11	19	.367	28	28	.500
Louisiana-Monroe	7	23	.233	18	36	.333
*SBC Regular Season Champion						
+SBC Tournament Champion						
#NCAA Tournament Participant						
2012						
	W	L	Pct.	W	L	Pct.
*Florida Atlantic	19	8	.704	32	22	.593
<b>Arkansas State</b>	<b>19</b>	<b>9</b>	<b>.679</b>	<b>34</b>	<b>23</b>	<b>.596</b>
FIU	15	14	.517	31	26	.544
+#Louisiana-Monroe	15	15	.500	32	30	.516
South Alabama	15	15	.500	23	34	.404
Middle Tennessee	14	16	.467	31	28	.525
Troy	14	16	.467	28	30	.483
WKU	13	17	.433	25	33	.431
UALR	12	18	.400	26	28	.481
ULL	11	19	.367	23	30	.434
*SBC Regular Season Champion						
+SBC Tournament Champion						
#NCAA Tournament Participant						
2011						
	W	L	Pct.	W	L	Pct.
*#Troy	21	9	.700	43	19	.694
*#FIU	20	9-1	.683	40	20-1	.664
Louisiana-Lafayette	18	12	.600	31	27	.534
Florida Atlantic	17	13	.567	32	25	.561
Western Kentucky	17	13	.567	33	24	.579
South Alabama	15	15	.500	30	28	.517
<b>Arkansas State</b>	<b>13</b>	<b>16-1</b>	<b>.450</b>	<b>27</b>	<b>31-1</b>	<b>.466</b>
+UALR	10	20	.333	24	34	.414
Middle Tennessee	9	21	.300	18	37	.327
ULM	9	21	.300	24	30	.444
*SBC Regular Season Champion						
+SBC Tournament Champion						
#NCAA Tournament Participant						
2010						
	W	L	Pct.	W	L	Pct.
*#Florida Atlantic	21	9	.700	37	24	.607
*#Louisiana-Lafayette	21	9	.700	38	22	.633
Middle Tennessee	18	12	.600	35	23	.603
*&FIU	17	13	.567	36	25	.590

# ALL-TIME CONFERENCE STANDINGS

South Alabama	17	13	.567	32	27	.542
Troy	16	14	.533	36	25	.590
<b>Arkansas State</b>	<b>16</b>	<b>14</b>	<b>.533</b>	<b>30</b>	<b>28</b>	<b>.517</b>
Western Kentucky	16	14	.533	35	23	.603
UALR	12	16	.429	29	25	.537
ULM	7	23	.233	17	38	.309
New Orleans	2	26	.071	13	39	.250

\*SBC Regular Season Champion  
 +SBC Tournament Champion  
 #NCAA Tournament Participant

## 2009

	W	L	Pct.	W	L	Pct.
*+ #Middle Tennessee	21	8	.724	44	18	.710
#Western Kentucky	21	8	.621	42	20	.677
Troy	18	10	.643	33	21	.611
FIU	18	12	.600	34	23	.596
Louisiana-Lafayette	14	15	.483	27	30-1	.474
South Alabama	13	16	.448	25	30	.455
Louisiana-Monroe	12	17	.414	32	27	.542
Florida Atlantic	12	17	.414	30	26	.536
<b>Arkansas State</b>	<b>12</b>	<b>18</b>	<b>.400</b>	<b>23</b>	<b>30</b>	<b>.434</b>
New Orleans	12	18	.400	22	33	.400
Arkansas-Little Rock	7	21	.250	16	34	.320

\*SBC Regular Season Champion  
 +SBC Tournament Champion  
 #NCAA Tournament Participant

## 2008

	W	L	Pct.	W	L	Pct.
*Louisiana-Monroe	20	10	.667	34	24	.586
New Orleans	18	11	.621	43	21	.672
Troy	18	12	.600	32	26	.552
Florida Atlantic	15	12	.554	32	27	.542
+ #Western Kentucky	16	14	.533	33	27	.550
Louisiana-Lafayette	16	14	.533	30	29	.508
South Alabama	15	15	.500	33	25	.569
Middle Tennessee	13	16	.448	27	29	.482
Florida International	12	18	.400	20	36	.357
Arkansas-Little Rock	10	18	.357	16	32	.333
<b>Arkansas State</b>	<b>8</b>	<b>21</b>	<b>.283</b>	<b>20</b>	<b>34</b>	<b>.373</b>

\*SBC Regular Season Champion  
 +SBC Tournament Champion  
 #NCAA Tournament Participant

## 2007

	W	L	Pct.	W	L	Pct.
*#Louisiana-Lafayette	23	7	.767	45	17	.726
+ #New Orleans	16	14	.533	38	26	.594
#Troy	16	14	.533	34	27	.557
Middle Tennessee	16	14	.533	32	28	.533
Louisiana-Monroe	15	14	.517	29	28	.509
Florida Atlantic	15	15	.500	36	22	.621
Western Kentucky	15	15	.500	25	30	.455
South Alabama	13	16	.448	31	26	.544
<b>^Arkansas State</b>	<b>12</b>	<b>17</b>	<b>.413</b>	<b>20</b>	<b>32</b>	<b>.384</b>
Florida International	12	17	.414	26	29	.473
Arkansas-Little Rock	9	20	.310	21	31	.404

^3 wins later vacated due to NCAA sanctions. Actual on-field was 23-32 overall, 13-17 in SBC.

\*SBC Regular Season Champion  
 +SBC Tournament Champion  
 #NCAA Tournament Participant

## 2006

	W	L	Pct.	W	L	Pct.
*+ ^Troy	20	4	.833	47	16	.746
Louisiana-Lafayette	19	5	.792	39	20	.661
^South Alabama	16	7	.696	39	21	.650
Florida International	12	12	.500	36	24	.600
New Orleans	12	12	.500	30	28	.517
Middle Tennessee	10	13	.435	30	25	.545
<b>Arkansas State</b>	<b>7</b>	<b>16</b>	<b>.304</b>	<b>22</b>	<b>30</b>	<b>.423</b>
Western Kentucky	5	18	.217	22	30	.423
Arkansas-Little Rock	5	19	.208	24	30	.444

\*SBC Regular Season Champion  
 +SBC Tournament Champion  
 ^NCAA Tournament Participant

## 2005

	W	L	Pct.	W	L	Pct.
Louisiana-Lafayette*^	16	8	.667	48	19	.716
South Alabama+^	15	9	.625	35	27	.565
Florida International	14	10	.583	38	21	.644
Middle Tennessee	13	10	.565	32	23	.582
New Mexico State	13	11	.542	28	29	.491
<b>Arkansas State</b>	<b>12</b>	<b>12</b>	<b>.500</b>	<b>33</b>	<b>23</b>	<b>.589</b>
New Orleans	10	14	.417	20	39	.339
Western Kentucky	8	16	.333	21	37	.362
Arkansas-Little Rock	6	17	.261	23	33	.411

\*SBC Regular Season Champion  
 +SBC Tournament Champion  
 ^NCAA Tournament Participant

## 2004

	W	L	Pct.	W	L	Pct.
Middle Tennessee*^	16	8	.667	40	22	.645
South Alabama*	16	8	.667	30	28	.517
New Orleans	13	10	.565	27	28	.491
Louisiana-Lafayette	11	11	.500	34	23	.596
New Mexico State	12	12	.500	33	25	.568
Western Kentucky+^	12	12	.500	35	27	.556
Florida International	12	12	.500	29	33	.468
<b>Arkansas State</b>	<b>8</b>	<b>15</b>	<b>.348</b>	<b>29</b>	<b>28</b>	<b>.509</b>
Arkansas-Little Rock	6	18	.250	16	32	.333

\*SBC Regular Season Champion  
 +SBC Tournament Champion  
 ^NCAA Tournament Participant

## 2003

	W	L	Pct.	W	L	Pct.
South Alabama*^	17	7	.708	42	19	.689
New Mexico State^	15	9	.625	43	18	.705
Louisiana-Lafayette	15	9	.625	30	30	.500
Western Kentucky	12	11	.522	34	22	.607
Florida International	12	12	.500	36	23	.610
Middle Tennessee+^	10	13	.435	33	27	.550
<b>Arkansas State</b>	<b>9</b>	<b>14</b>	<b>.391</b>	<b>24</b>	<b>31</b>	<b>.436</b>
Arkansas-Little Rock	9	14	.391	30	26	.536
New Orleans	7	17	.292	23	32	.418

\*SBC Regular Season Champion  
 +SBC Tournament Champion  
 ^NCAA Tournament Participant

## 2002

	W	L	Pct.	W	L	Pct.
--	---	---	------	---	---	------

# ALL-TIME CONFERENCE STANDINGS

South Alabama* <sup>^</sup>	17	5	.772	42	19	.689	Louisiana Tech	8	18	.308	21	34	.382
Louisiana-Lafayette <sup>^</sup>	17	7	.708	39	23	.629	Arkansas-Little Rock	5	21	.192	17	38	.309
Western Kentucky	14	9	.609	38	20	.655	*SBC Tournament Champion						
Florida International <sup>^</sup>	13	11	.542	41	20	.672	<b>1997</b>						
New Orleans	12	12	.500	31	28	.525	<b>W</b>	<b>L</b>	<b>Pct.</b>	<b>W</b>	<b>L</b>	<b>Pct.</b>	
New Mexico State+ <sup>^</sup>	10	14	.417	37	25	.597	Southwestern Louisiana	22	5	.815	42	17	.712
<b>Arkansas State</b>	<b>9</b>	<b>14</b>	<b>.391</b>	<b>23</b>	<b>35</b>	<b>.379</b>	*South Alabama	15	10	.600	40	17	.702
Middle Tennessee	8	16	.333	26	30	.464	<b>Arkansas State</b>	<b>14</b>	<b>11</b>	<b>.560</b>	<b>35</b>	<b>18</b>	<b>.660</b>
Arkansas-Little Rock	5	17	.227	19	35	.352	Louisiana Tech	13	13	.500	29	29	.500
*SBC Regular Season Champion							Lamar	13	11	.542	32	19	.625
+SBC Tournament Champion							Texas-Pan American	14	12	.538	30	22	.577
<sup>^</sup> NCAA Tournament Participant							Jacksonville	13	14	.481	32	22	.593
<b>2001</b>													
<b>W</b>	<b>L</b>	<b>Pct.</b>	<b>W</b>	<b>L</b>	<b>Pct.</b>		New Orleans	11	15	.423	31	25	.554
*+Middle Tennessee	17	10	.630	41	17	.707	Western Kentucky	10	17	.370	24	29	.453
*=South Alabama	17	10	.630	45	19	.703	Arkansas-Little Rock	2	22	.083	6	43	.122
*Florida International	16	11	.593	43	21	.672	*SBC Tournament Champion						
Western Kentucky	14	13	.519	32	27	.542	<b>1996</b>						
New Orleans	13	14	.481	25	32	.439	<b>W</b>	<b>L</b>	<b>Pct.</b>	<b>W</b>	<b>L</b>	<b>Pct.</b>	
Louisiana Tech	12	14	.462	32	26	.552	*South Alabama	22	5	.815	42	17	.712
Arkansas-Little Rock	12	15	.444	26	24	.520	New Orleans	19	8	.704	43	21	.672
<b>Arkansas State</b>	<b>12</b>	<b>15</b>	<b>.444</b>	<b>22</b>	<b>36</b>	<b>.379</b>	Southwestern Louisiana	15	12	.556	25	33	.431
Louisiana-Lafayette	12	15	.444	28	28	.500	<b>Arkansas State</b>	<b>14</b>	<b>13</b>	<b>.519</b>	<b>32</b>	<b>27</b>	<b>.542</b>
New Mexico State	9	17	.346	32	23	.582	Jacksonville	12	14	.462	23	34	.404
*NCAA Tournament Participant							Texas-Pan American	11	15	.423	25	30	.455
+SBC Regular Season Champion							Lamar	11	16	.407	26	29	.473
=SBC Tournament Champion							Arkansas-Little Rock	10	15	.400	29	22	.569
<b>2000</b>													
<b>W</b>	<b>L</b>	<b>Pct.</b>	<b>W</b>	<b>L</b>	<b>Pct.</b>		Western Kentucky	9	17	.346	29	26	.527
New Orleans	20	9	.690	38	25	.603	Louisiana Tech	9	17	.346	23	31	.426
Louisiana-Lafayette	20	10	.667	49	20	.710	*SBC Tournament Champion						
Florida International	15	12	.556	42	20	.677	<b>1995</b>						
Arkansas-Little Rock	16	13	.552	33	23	.589	<b>W</b>	<b>L</b>	<b>Pct.</b>	<b>W</b>	<b>L</b>	<b>Pct.</b>	
*South Alabama	14	15	.483	27	33	.450	Jacksonville	21	6	.778	41	22	.651
Louisiana Tech	13	15	.464	26	29	.473	South Alabama	20	7	.741	41	17	.707
Western Kentucky	11	18	.379	24	35	.407	<b>Arkansas State</b>	<b>20</b>	<b>7</b>	<b>.741</b>	<b>37</b>	<b>20</b>	<b>.649</b>
<b>Arkansas State</b>	<b>6</b>	<b>23</b>	<b>.207</b>	<b>20</b>	<b>35</b>	<b>.364</b>	*Lamar	16	11	.593	38	24	.613
*SBC Tournament Champion							New Orleans	15	11	.577	36	22	.621
<b>1999</b>													
<b>W</b>	<b>L</b>	<b>Pct.</b>	<b>W</b>	<b>L</b>	<b>Pct.</b>		Southwestern Louisiana	12	15	.444	21	24	.467
South Alabama	27	5	.844	39	20	.661	Arkansas-Little Rock	8	18	.308	24	28	.462
Southwestern Louisiana	24	9	.727	42	24	.636	Texas-Pan American	8	19	.296	17	37	.315
Western Kentucky	21	12	.636	38	24	.613	Louisiana Tech	8	19	.296	17	37	.315
*Florida International	17	16	.515	44	19	.698	Western Kentucky	6	21	.222	21	35	.375
New Orleans	15	18	.455	25	34	.424	*SBC Tournament Champion						
Louisiana Tech	10	22	.313	20	37	.351	<b>1994</b>						
Arkansas-Little Rock	10	22	.313	20	37	.351	<b>W</b>	<b>L</b>	<b>Pct.</b>	<b>W</b>	<b>L</b>	<b>Pct.</b>	
<b>Arkansas State</b>	<b>6</b>	<b>26</b>	<b>.188</b>	<b>18</b>	<b>38</b>	<b>.321</b>	<i>East Division</i>						
*SBC Tournament Champion							South Alabama	16	6	.727	32	25	.561
<b>1998</b>													
<b>W</b>	<b>L</b>	<b>Pct.</b>	<b>W</b>	<b>L</b>	<b>Pct.</b>		Jacksonville	16	8	.667	40	24	.625
South Alabama	19	6	.760	42	19	.689	<b>*Arkansas State</b>	<b>14</b>	<b>10</b>	<b>.583</b>	<b>39</b>	<b>25</b>	<b>.609</b>
*Southwestern Louisiana	24	9	.727	42	24	.639	Western Kentucky	7	14	.333	22	27	.449
Lamar	15	9	.625	26	27	.491	Arkansas-Little Rock	4	19	.174	21	33	.389
<b>Arkansas State</b>	<b>14</b>	<b>11</b>	<b>.560</b>	<b>30</b>	<b>20</b>	<b>.600</b>	<i>West Division</i>						
New Orleans	13	13	.500	29	29	.500	Lamar	16	8	.667	36	23	.610
Jacksonville	13	14	.481	31	27	.534	Southwestern Louisiana	16	8	.667	42	15	.737
Western Kentucky	12	14	.462	27	24	.529	New Orleans	16	8	.667	35	23	.603
Texas-Pan American	11	15	.423	18	32	.360	Louisiana Tech	8	16	.333	22	26	.458
							Texas-Pan American	4	20	.167	11	39	.220
							*SBC Tournament Champion						
<b>1993</b>													

# ALL-TIME CONFERENCE STANDINGS

	W	L	Pct.	W	L	Pct.		W	L	Pct.	W	L	Pct.
<b>East Division</b>													
South Alabama	11	6	.647	37	21	.636							
<b>Arkansas State</b>	<b>11</b>	<b>10</b>	<b>.524</b>	<b>33</b>	<b>26</b>	<b>.559</b>							
Jacksonville	11	10	.524	33	26	.559							
Western Kentucky	11	10	.524	30	22	.577							
Arkansas-Little Rock	5	13	.278	24	29	.453							
<b>West Division</b>													
*Lamar	13	5	.722	44	18	.710							
Louisiana Tech	11	8	.579	25	25	.500							
Southwestern Louisiana	10	9	.526	25	29	.463							
New Orleans	9	10	.474	25	28	.472							
Texas-Pan American	5	16	.238	23	33	.411							
*SBC Tournament Champion													
<b>1988</b>													
	W	L	Pct.	W	L	Pct.		W	L	Pct.	W	L	Pct.
New Orleans	14	1	.933	42	23	.646							
Louisiana Tech	10	4	.714	42	19	.689							
Texas-Pan American	8	7	.533	33	25	.569							
Southwestern Louisiana	6	8	.429	41	23	.640							
Lamar	4	11	.267	20	31	.394							
<b>Arkansas State</b>	<b>2</b>	<b>13</b>	<b>.133</b>	<b>15</b>	<b>26</b>	<b>.366</b>							
<b>Southland (1964-1987)</b>													
<b>1987</b>													
	W	L	Pct.	W	L	Pct.		W	L	Pct.	W	L	Pct.
<b>East Zone</b>													
*Louisiana Tech	12	4	.750	43	14	.754							
Northeast Louisiana	5	8	.385	22	28	.441							
<b>Arkansas State</b>	<b>4</b>	<b>9</b>	<b>.307</b>	<b>12</b>	<b>23</b>	<b>.343</b>							
<b>West Zone</b>													
Lamar	15	1	.938	40	19	.678							
McNeese State	7	9	.438	19	28	.404							
North Texas State	2	14	.125	12	48	.200							
*won conference championship series, 3 games to 1.													
<b>1986</b>													
	W	L	Pct.	W	L	Pct.		W	L	Pct.	W	L	Pct.
Louisiana Tech	13	5	.722	36	25	.590							
Texas-Arlington	12	5	.714	30	26	.536							
Lamar	9	6	.600	33	23	.589							
McNeese State	9	9	.500	28	24	.538							
<b>Arkansas State</b>	<b>8</b>	<b>9</b>	<b>.471</b>	<b>20</b>	<b>21</b>	<b>.488</b>							
Northeast Louisiana	6	12	.333	25	22	.532							
North Texas State	2	13	.133	8	47	.145							
<b>1985</b>													
	W	L	Pct.	W	L	Pct.		W	L	Pct.	W	L	Pct.
Lamar	15	2	.883	35	24	.593							
Louisiana Tech	11	3	.786	35	12	.745							
McNeese State	7	6	.538	21	24	.467							
Texas-Arlington	8	9	.471	35	26	.574							
Northeast Louisiana	5	8	.393	26	22	.541							
<b>Arkansas State</b>	<b>4</b>	<b>10</b>	<b>.286</b>	<b>11</b>	<b>22</b>	<b>.333</b>							
North Texas State	3	15	.167	14	53	.209							
<b>1984</b>													
	W	L	Pct.	W	L	Pct.		W	L	Pct.	W	L	Pct.
Lamar	16	2	.889	44	22	.667							
Texas-Arlington	10	2	.833	30	20	.600							
Northeast Louisiana	10	5	.667	34	16	.680							
Louisiana Tech	8	9	.471	36	23	.610							
McNeese State	8	10	.441	16	30	.348							
<b>Arkansas State</b>	<b>2</b>	<b>13</b>	<b>.133</b>	<b>6</b>	<b>25</b>	<b>.194</b>							
North Texas State	2	15	.118	6	48	.111							
<b>1983</b>													
	W	L	Pct.	W	L	Pct.		W	L	Pct.	W	L	Pct.
<b>East Zone</b>													
*Northeast Louisiana	11	3	.786	32	21	.604							
Louisiana Tech	5	8	.385	20	30	.400							
<b>Arkansas State</b>	<b>3</b>	<b>8</b>	<b>.273</b>	<b>16</b>	<b>18</b>	<b>.471</b>							
<b>West Zone</b>													
#Lamar	8	8	.500	38	32	.543							
<b>American South (1988-1991)</b>													
<b>1991</b>													
	W	L	Pct.	W	L	Pct.		W	L	Pct.	W	L	Pct.
Southwestern Louisiana	14	5	.778	49	20	.710							
Texas-Pan American	13	5	.722	37	21	.638							
Central Florida	10	8	.555	41	21	.661							
Louisiana Tech	9	8	.529	31	26	.544							
New Orleans	9	9	.500	26	31	.456							
Lamar	6	11	.353	18	34	.346							
<b>Arkansas State</b>	<b>1</b>	<b>17</b>	<b>.056</b>	<b>10</b>	<b>35</b>	<b>.222</b>							
<b>1990</b>													
	W	L	Pct.	W	L	Pct.		W	L	Pct.	W	L	Pct.
Southwestern Louisiana	11	4	.733	47	18	.723							
New Orleans	11	4	.733	37	27	.578							
Louisiana Tech	8	7	.533	29	31	.483							
<b>Arkansas State</b>	<b>7</b>	<b>8</b>	<b>.467</b>	<b>11</b>	<b>38</b>	<b>.224</b>							
Texas-Pan American	5	10	.333	30	24	.556							
Lamar	3	12	.200	16	37	.306							
<b>1989</b>													
	W	L	Pct.	W	L	Pct.		W	L	Pct.	W	L	Pct.
Southwestern Louisiana	11	4	.733	49	13	.777							
New Orleans	10	5	.667	33	34	.493							
Louisiana Tech	8	7	.533	38	17	.691							
Lamar	8	7	.533	26	31	.456							
Texas-Pan American	6	9	.400	26	27	.491							
<b>Arkansas State</b>	<b>2</b>	<b>13</b>	<b>.133</b>	<b>11</b>	<b>34</b>	<b>.244</b>							

# ALL-TIME CONFERENCE STANDINGS

Texas-Arlington	8	8	.500	20	23	.567
McNeese State	8	8	.500	22	36	.379

\*won conference championship series, 3 games to 2

#won west zone playoff

1982						
	W	L	Pct.	W	L	Pct.
<b>North Zone</b>						
*Louisiana Tech	7	5	.583	40	26	.606
<b>Arkansas State</b>	<b>7</b>	<b>5</b>	<b>.583</b>	<b>25</b>	<b>18</b>	<b>.580</b>
Texas-Arlington	4	8	.333	37	20	.649

**South Zone**  
 #Southwestern Louisiana 13 3 .813 39 19 .672  
 \*McNeese State 11 5 .688 28 16 .519  
 !Lamar 0 16 .000 12 52 .188  
 ! won conference championship series, 3 games to 0, but later forfeited title and 12 conference and 24 regular season games.  
 \* includes three forfeit wins in the regular season.  
 # includes six forfeit wins in the conference season.  
 \$ includes six forfeit wins in conference season and three forfeit losses in regular season.

1981						
	W	L	Pct.	W	L	Pct.
<b>North Zone</b>						
Louisiana Tech	9	4	.692	38	23	.623
Texas-Arlington	8	8	.500	34	19	.642
<b>Arkansas State</b>	<b>4</b>	<b>9</b>	<b>.308</b>	<b>17</b>	<b>20</b>	<b>.459</b>

**South Zone**  
 \*Lamar 12 4 .750 54 26 .675  
 Southwestern Louisiana 11 5 .688 40 23 .635  
 McNeese State 1 15 .063 26 32 .449  
 \*won conference championship series, 3 games to 0.

1980						
	W	L	Pct.	W	L	Pct.
<b>North Zone</b>						
*Louisiana Tech	10	3	.769	43	24	.640
Texas-Arlington	10	5	.667	35	25	.583
<b>Arkansas State</b>	<b>1</b>	<b>13</b>	<b>.071</b>	<b>5</b>	<b>36</b>	<b>.122</b>

**South Zone**  
 Lamar 14 1 .906 46 22 .669  
 McNeese State 7 8 .467 21 20 .512  
 Southwestern Louisiana 1 13 .071 19 29 .400  
 \*won conference championship series, 4 games to 1.

1979						
	W	L	Pct.	W	L	Pct.
Lamar	15	5	.750	44	16	.730
Louisiana Tech	11	5	.688	32	17	.653
McNeese State	12	8	.600	34	16	.680
Southwestern Louisiana	8	12	.400	14	32	.304
Texas-Arlington	7	13	.350	21	28	.429
<b>Arkansas State</b>	<b>3</b>	<b>13</b>	<b>.188</b>	<b>10</b>	<b>25</b>	<b>.286</b>

1978						
	W	L	Pct.	W	L	Pct.
Louisiana Tech	16	4	.800	46	19	.708
Lamar	14	6	.700	40	15	.727
Southwestern Louisiana	13	7	.650	37	15	.712
Texas-Arlington	9	11	.450	34	27	.556
<b>Arkansas State</b>	<b>6</b>	<b>14</b>	<b>.300</b>	<b>16</b>	<b>31</b>	<b>.340</b>

McNeese State	2	18	.100	16	31	.340
---------------	---	----	------	----	----	------

1977						
	W	L	Pct.	W	L	Pct.
Lamar	13	2	.867	37	14	.717
McNeese State	8	7	.533	19	26	.422
Southwestern Louisiana	7	8	.467	24	20	.545
Louisiana Tech	6	8	.429	32	19	.627
<b>Arkansas State</b>	<b>6</b>	<b>9</b>	<b>.400</b>	<b>15</b>	<b>34</b>	<b>.306</b>
Texas-Arlington	4	10	.286	14	39	.264

1976						
	W	L	Pct.	W	L	Pct.
Lamar	10	5	.667	35	15	.700
<b>Arkansas State</b>	<b>9</b>	<b>6</b>	<b>.600</b>	<b>18</b>	<b>28</b>	<b>.391</b>
McNeese State	7	8	.467	27	18	.598
Texas-Arlington	7	8	.467	29	21	.580
Southwestern Louisiana	6	9	.400	22	24	.478
Louisiana Tech	6	9	.400	20	22	.476

1975						
	W	L	Pct.	W	L	Pct.
Louisiana Tech	10	5	.667	32	15	.681
Lamar	10	5	.667	27	16	.509
Southwestern Louisiana	9	6	.600	22	22	.500
Texas-Arlington	6	9	.400	22	27	.449
<b>Arkansas State</b>	<b>5</b>	<b>10</b>	<b>.333</b>	<b>17</b>	<b>19</b>	<b>.472</b>
McNeese State	5	10	.333	16	26	.389

1974						
	W	L	Pct.	W	L	Pct.
Louisiana Tech	11	4	.734	29	19	.604
McNeese State	10	5	.667	21	24	.467
Lamar	9	6	.600	23	31	.523
<b>Arkansas State</b>	<b>7</b>	<b>8</b>	<b>.467</b>	<b>19</b>	<b>26</b>	<b>.423</b>
Southwestern Louisiana	5	10	.333	22	28	.440
Texas-Arlington	3	12	.200	23	28	.451

1973						
	W	L	Pct.	W	L	Pct.
Southwestern Louisiana	8	4	.667	14	19	.424
<b>Arkansas State</b>	<b>5</b>	<b>3</b>	<b>.625</b>	<b>8</b>	<b>18</b>	<b>.308</b>
Louisiana Tech	9	7	.563	27	17	.611
Texas-Arlington	7	7	.500	20	17	.541
Lamar	6	8	.429	11	15	.423
McNeese State	5	7	.417	15	16	.484
Abilene Christian	6	10	.375	13	19	.406

1972						
	W	L	Pct.	W	L	Pct.
Southwestern Louisiana	15	3	.823	33	8	.805
Trinity	12	3	.800	32	6	.843
Louisiana Tech	11	6	.648	34	14	.709
Texas-Arlington	8	9	.471	18	25	.419
Lamar	6	12	.333	9	25	.265
Abilene Christian	4	14	.222	9	23	.281
<b>Arkansas State</b>	<b>3</b>	<b>12</b>	<b>.200</b>	<b>11</b>	<b>19</b>	<b>.367</b>

1971						
	W	L	Pct.	W	L	Pct.
Lamar	9	3	.750	16	21	.434
Texas-Arlington	8	4	.667	22	12	.647
<b>Arkansas State</b>	<b>6</b>	<b>6</b>	<b>.500</b>	<b>20</b>	<b>17</b>	<b>.541</b>

# ALL-TIME CONFERENCE STANDINGS

Trinity	5	7	.417	21	15	.583
Abilene Christian	2	10	.167	10	19	.345

## 1970

	W	L	Pct.	W	L	Pct.
<b>Arkansas State</b>	<b>9</b>	<b>3</b>	<b>.750</b>	<b>16</b>	<b>17</b>	<b>.485</b>
Lamar	8	4	.667	20	17	.541
Trinity	5	7	.417	21	16	.568
Abilene Christian	5	7	.417	12	20	.375
Texas-Arlington	3	9	.250	10	18	.357

## 1969

	W	L	Pct.	W	L	Pct.
Trinity	7	0	1.000	Not Available		
Lamar	4	3	.563	14	12	.537
Abilene Christian	4	4	.500	Not Available		
<b>Arkansas State</b>	<b>4</b>	<b>4</b>	<b>.500</b>	<b>14</b>	<b>17</b>	<b>.452</b>
Texas-Arlington	0	8	.000	6	16	.273

\*won championship series, 2 games to 0

## 1968

Conference Tournament (at Arlington)  
 First Round: Lamar University 7, Trinity University 6;  
**Arkansas State 7**, Abilene Christian 2.  
 Loser's Bracket: Trinity University 3, Abilene Christian 2.  
 Winner's Bracket: **Arkansas State 5**, Lamar 1  
 Semifinals: Lamar 5, Trinity 4.  
 Finals: Lamar 5, **Arkansas State 4**. **Arkansas State 7**, Lamar 4.

## 1967

Conference Tournament (at Beaumont)  
 First Round: Lamar 4, Abilene Christian 0; **Arkansas State 8**, Trinity 2.  
 Loser's Bracket: Trinity 13, Abilene Christian 1.  
 Winner's Bracket: **Arkansas State 4**, Lamar 2.  
 Semifinals: Trinity 4, Lamar 3.  
 Finals: **Arkansas State 4**, Trinity 2.

## 1966

Conference Tournament (at Arlington)  
 First Round: Trinity 3, **Arkansas State 2**.  
 Loser's Bracket: **Arkansas State 7**, Abilene Christian 3.  
 Semifinals: Trinity 7, Abilene Christian 3.  
 Finals: Trinity 1, **Arkansas State 0**.

## 1965

Conference Tournament (at Jonesboro)  
 First Round: **Arkansas State 8**, Abilene Christian 0.  
 Winner's Bracket: Trinity 9, **Arkansas State 4**.  
 Semifinals: Abilene Christian 5, Trinity 4; **Arkansas State 12**, Abilene Christian 4  
 Finals: Trinity 4, **Arkansas State 3**.

## 1964

Conference Tournament (at Abilene)  
 First Round: **Arkansas State 3**, Abilene Christian 1.  
 Winner's Bracket: **Arkansas State 5**, Trinity 3.  
 Semifinals: Trinity 7, Abilene Christian 0.  
 Finals: Trinity 9, **Arkansas State 4**; Trinity 8, **Arkansas State 6**.



**Coach J.A.  
"Ike" Tomlinson**

Named for A-State pioneer J.A. 'Ike' Tomlinson, and Major League Baseball Hall of Famer George Kell, Tomlinson Stadium & Kell Field was opened in 1993. The complex includes Tomlinson Stadium & Kell Field as well as the baseball offices and indoor workout facilities for Arkansas State baseball.

"Coach Ike" as Tomlinson was known to his former players and ASU fans, was primarily responsible for the rebirth of ASU Athletics following the end of World War II. He coached numerous programs, including baseball, and served as the school's athletic director. He was a part of ASU Athletics for almost six decades, and the school honored him in 1993 by placing his name on the new baseball facility.

Kell, a native of Swifton (Ark.), was elected to the MLB Hall of Fame in 1983, and has been an active supporter of Arkansas State baseball for many years. Kell edged out Ted Williams for the 1949 MLB batting title, going 2-for-3 on the final day of the season, while Williams was hitless in two at-bats. Kell's final mark on the season was .3429, while Williams posted a .3427

average. He was a 10-time American League All-Star who hit over .300 in eight consecutive seasons. Kell twice led the American League in hits and in doubles, and in the late 1940's and early 1950's, he was regarded as the best third baseman in the American League.

ASU has continued making improvements to the facility, including work in the dugout and indoor facility as well as increasing the school's colors of Scarlet and Black around the complex. Also, a batter's eye was added as well as retractable indoor and all-weather batting cages. Prior to the 2007 season, the Barton's Baseball Deck picnic area was added, and prior to the 2008 season over 200 field-level seats were added. Along with the new seating, which includes 26 handicap-accessible seating areas, are new party boxes which are available for groups and corporate events, new backstop netting, and new, precision-leveled infield turf.

The Legacy Walk was also created prior to the 2008 season to recognize friends of ASU Baseball for their contributions to the program. Prior to the beginning of the 2017 season updates to the indoor and outdoor batting cages were made.

Lights were installed at the stadium, and Arkansas State hosted its first night baseball games in the 1996 season, thanks in part to the donations and support of many Indian baseball fans.

Tomlinson Stadium-Kell Field has a natural grass surface, and the outfield dimensions are 335 feet down the left and right field lines, 370 to the power alleys and 400 to straightaway centerfield. The outfield wall is eight feet high.



**George Kell**

# TOMLINSON STADIUM/KELL FIELD



## YEAR-BY-YEAR RECORD AT TOMLINSON STADIUM

1993	24	9	.727
1994	21	8	.724
1995	28	4	.875
1996	16	13	.552
1997	23	4	.852
1998	16	10	.615
1999	12	16	.429
2000	11	15	.423
2001	13	16	.448
2002	14	15	.483
2003	17	13	.567
2004	17	11	.607
2005	19	9	.678
2006	16	10	.615
2007	13	14	.481
2008	8	16	.333
2009	15	12	.555
2010	17	12	.586
2011	19	13	.593
2012	21	8	.724
2013	16	14	.533
2014	20	11	.645
2015	8	12	.400
2016	16	11	.593
2017	17	12	.586
2018	11	14	.440
<b>TOTAL</b>	<b>428</b>	<b>302</b>	<b>.586</b>



## Field Dimensions

Left field	335 ft
Center field	400 ft
Right field	335 ft
Power alleys	370 ft
Fence height	8 ft
Playing surface	Grass



Coach Ike turning on the lights at the first night game at Tomlinson Stadium & Kell Field



Already a long-time leader in innovation and progressive thinking in the world of intercollegiate athletics, the Sun Belt Conference also continues to establish itself as a force to be reckoned with on the playing field.

The Sun Belt is in its fifth decade as a vibrant and vigorous part of the collegiate landscape, and has never shied away from taking a leadership role among conferences in its efforts to provide better experiences for its member schools, its student-athletes and coaches, and for its

fans and followers. After all, this is the league that inaugurated college basketball's shot clock and was the first to partner with a fledgling cable television entity whose ESPN moniker was unknown at the time.

Innovation is a great thing, but the just-completed 2016-17 athletic season also showed that the Sun Belt Conference takes a back seat to no other league in its competitive balance and in proving itself deserving of its status as a member of the NCAA's highest conference tier.

At no time was league athletic success more obvious than during the 2016 football season, when the Sun Belt broke out and fulfilled much of the promise that league founders and its members envisioned when the league inaugurated the sport just after the new millennium.

Last season, Sun Belt members participated in six bowl games, a 50 percent increase in the league's former high-water mark and only a decade removed from a "one-bowl league" moniker in its formative years. More importantly, Sun Belt teams didn't just get to bowl games; they won them, again in record numbers.

The league finished 4-2 in the postseason, with more bowl wins than leagues such as the Big Ten and Pac-12. Only two leagues (the ACC and the SEC) won more games, and only the ACC's 8-3 bowl record ranked higher than the Sun Belt's winning percentage. Had ACC member Clemson not won the College Football Playoff Championship game, the Sun Belt would have shared the country's best bowl win ratio.

The Sun Belt also had the most wins and best win percentage among the "Group of Five" peer conferences, including victories over teams in the two top-rated leagues in the final computer rankings.

"The bowl season definitely validated the very strong regular season that we had," said Sun Belt commissioner Karl Benson. "It proved what we've been saying all along. The overall credibility of the Sun Belt is on the rise, and our members and fans that have been expecting to see positive results out of the league are now seeing that."

The postseason wins by Arkansas State over Central Florida in the AutoNation Cure Bowl, Appalachian State over Toledo in the Raycom Media Camellia Bowl, Troy over Ohio in the Dollar General Bowl and Idaho over Colorado State in the Famous Idaho Potato Bowl helped the league double its previous single-season bowl victory high (two). Appearances by Louisiana in the R+L Carriers New Orleans Bowl - a bowl partner of the Sun Belt for the 16th straight year - and by South Alabama in the NOVA Home Loans Arizona Bowl helped make the Sun Belt a highly visible part of the bowl season.

The wins by Appalachian State and Arkansas State on the Dec. 17 start of bowl season meant the Sun Belt had matched its previous record for bowl wins by sundown on opening day.

"Our teams stepped up this year," Benson said. "To go from two bowl games to five bowl tie-ins in a five-year period, for our teams to deliver like they have, and to throw television in there for the huge growth of people watching Sun Belt football, we had a banner year and it all came to a pinnacle in the bowl season."

The bowl success was the crowning jewel of a season full of football successes for a conference that only began the sport in the 2001 season and became the first and still only already-existing league to inaugurate football. The Sun Belt ranked third in the final conference computer rankings among the "Group of Five" - ranking well ahead of the Mid-American Conference and Conference USA, and giving the league a significant financial boost through payouts from the College Football Playoff. The league also moved into third among the five in the four-year average computer ranking of conferences.

Troy became the first league school to crack the Associated Press Football Top 25 during the season, reaching No. 25 on Nov. 14 as part of a five-win improvement over 2015. South Alabama also provided a milestone with a victory over a nationally-ranked opponent when the Jaguars topped No. 19 San Diego State on the road in early October.

All that success comes as the league finalizes its football transition this season, with Idaho and New Mexico State's football-only memberships ending at the conclusion of the 2017 season and new league member Coastal Carolina becoming a full-fledged football member this fall. Next year, the Sun Belt will compete in football divisions for the first time and will stage its first-ever championship game at the end of the 2018 season.

"We are very excited going forward in football," Benson said. "Having our championship game next year only increases what we already have going. The footprint of this league was done to ensure long-term success and sustainability, and with the membership structure we now have in Texas, Louisiana, Arkansas, Alabama, Georgia and the Carolinas, that footprint is set up for even more success."

The Sun Belt gained much notoriety and notice during the past football season, but that was by no means the league's only hallmark during the past year. Men's basketball - the league's symbol of success in its formative years - had its highest conference RPI in more than a decade with a No. 13 national finish, and

conference members found success in several NCAA postseason events.

Those league successes have been more public in recent years, in part because the Sun Belt itself has been progressive and in the forefront of "new media" and internet-based advancement. The league continues to adapt to the ever-changing world of collegiate athletics and continues the process of evolving to better serve its membership, keeping the pledge it made at its founding to be a league of opportunity. Athletic and academic programs who have shown progressive thinking and the desire to improve have always found a home in the Sun Belt.

Opportunities also extend to the league's student-athletes, for whom Sun Belt institutions are leaders in providing career services and the tools to assist in the pursuit of personal goals. Sun Belt members all employ fulltime academic advisors and have on average nearly two dozen tutors for academic support. During the recent 2015-16 academic year, Sun Belt member institutions awarded over \$50 million in scholarships to more than 3,100 student-athletes, while also providing life experiences such as team building, domestic and foreign travel, community service, mentoring and recognition through honors and awards.

Individual opportunities also extend between the lines and on the fields and courts of competition. The Sun Belt had 40 players on active NFL rosters during the past season, with representation on 23 of 32 NFL clubs.

The league became one of seven conferences nationwide to have back-to-back first-round selections in the NBA Draft when Louisiana's Elfrid Payton went No. 10 overall to the Orlando Magic in 2014 and Georgia State's R. J. Hunter was the No. 28 pick of the Boston Celtics the following year.

The Sun Belt has nationally-respected programs in nearly every NCAA sport offering and remains a fixture on the national scene while remaining heavily involved in the conduct and competition of college athletics. But it also provides opportunities for success on many unique and different levels. In athletic parlance, the Sun Belt has "upside," and its motto of "Together We Rise" is just as applicable now as when it was founded as a home to some of the nation's premier mid-major basketball programs.

In its very first year, one of those programs reached the pinnacle of NCAA men's basketball competition when UNC Charlotte earned a berth in the Final Four. That type of success set the bar very high, but the league's four-decade history is sprinkled with landmark success in all seasons.

In the spring, baseball and softball continue to put the league in the national spotlight with deep runs in postseason play and high visibility in national polls. Louisiana's baseball team ranked No. 1 nationally in the final third of the 2014 season and reached the NCAA Super Regional round in 2014 and 2015, while its softball team has advanced to Super Regional play five times in the last six seasons including a trip to the 2014 Women's College World Series. More recently, new member Coastal Carolina reigned supreme at the pinnacle of college baseball, winning the College World Series only one year ago in the 2016 season.

Just as important as on-field success, the Sun Belt's commitment to academic excellence remains a league symbol. The league's record book for grade-point averages and academic honors is a constantly-changing document, seemingly with each year's success outdoing the previous year. This past spring, a record 23 league programs were recognized for outstanding performance in the classroom, with those teams earning NCAA Public Recognition Awards for APR scores in the top 10 percent nationally.

It was the third consecutive year the Sun Belt has broken its record for teams honored.

The strength of any league is its membership, and the Sun Belt added to its strength when Coastal Carolina joined in all sports except football in July 2016. CCU is in the middle of a transition to the Football Bowl Subdivision and will be in its first year of full FBS membership in 2018, but will compete for the Sun Belt football championship this season even though not eligible for postseason play until 2018.

Coastal joins Appalachian State, Arkansas State, Georgia Southern, Georgia State, Louisiana, ULM, South Alabama, Texas State and Troy to give the league 10 football members and enable the Sun Belt to inaugurate divisional football play and stage a conference championship game in 2018. Little Rock and UTA compete as Sun Belt members in all sports other than football, helping give the conference a mix of the "old" and the "new." Long-time league members, including charter member South Alabama's distinction in being a Sun Belt member since its founding in 1976, continue to have success, and a solid corps of conference newcomers continue to make their marks on league and national levels.

The "old" and "new" mix also gives the league vitality and diversity among its membership across the South. The mix of regions and regional cultures provides a rare opportunity for student-athletes and staffers to experience many environments, and the chance to experience that diversity without leaving their own campuses. The Sun Belt is also noteworthy for its attempts to make each of its championship events in every sport a special moment in the lives of its student-athletes and its many fans and followers.

Many individuals from Sun Belt institutions have brought distinction to their alma maters, and not just in athletics. For every All-Pro linebacker DeMarcus Ware (Troy) and NFL Man of the Year Charles Tillman (Louisiana), and for every World Series MVP David Freese (South Alabama) hailing from Sun Belt schools, there are also U.S. presidents (Lyndon Johnson, Texas State), business icons (Chick-fil-A president Daniel Cathy, Georgia Southern), nationally known entertainers (Tim McGraw, ULM and Ludacris, Georgia State), and even royalty (Miss America Debbye Turner, Arkansas State).

These proud alumni, as well as those who represent the dozen league institutions, are proof that the Sun Belt Conference is a league of excitement, a league of opportunity, and one that continues to provide the promise of success with each coming sunrise.

# A-STATE HALL OF HONOR



Neil Abel.....2009 inductee Golf Coach, 1980-2006	Maurice Carthon .....1991 inductee Football, 1979-82	David Faught .....2009 inductee Men's Golf, 1994-97
Linda Allison .....1994 inductee Basketball, 1980-84	Nelson Catalina .....1991 inductee Basketball Coach, 1979-95	Bob Ferralasco .....2008 inductee Football 1946
Fred Barnett .....1999 inductee Football, 1986-89	Howard Cissell.....1993 inductee Football, 1954-57	Charlotte Fields .....1998 inductee Basketball, 1984-88
Randy Barnhill .....2003 inductee Football, 1984-86	Ron Carroll .....2005 inductee Trainer, 1976-present	Jay Flanigan .....2007 inductee Track Coach, 1989-2007
Mike Beebe .....2008 inductee Honorary Inductee	Michael Cline.....2015 inductee Football, 1983-85	Chico Fletcher .....2012 inductee Basketball, 1997-2000
Earl Bell .....1986 inductee Track, 1974-77	Beth Cochran .....2017 inductee Volleyball, 1996-99	Don Floyd .....2003 inductee Athletic Director, 1969-75
Bill Bergey .....1982 inductee Football, 1965-68	Gary Crane.....1992 inductee Basketball, 1965-68; Football, 1967-68	Pedra Wilson Flournoy .....2002 inductee Track, 1990-93
Harold Blood .....2016 inductee Track & Field, 1988-90	Carter Ray Crawford.....1997 inductee Football, 1984-85	Charlie Fredrick .....2006 inductee Football, 1984-87
Everett Bolton .....1986 inductee Three sports, 1939-41, 1946-48	Dave Dailey .....2000 inductee Golf, 1984-88	<b>Aubrey Gatewood .....1988 inductee Baseball, 1956-59</b>
<b>Rusty Bourg.....1995 inductee Baseball, 1967-70</b>	Bill Davidson .....1984 inductee Football, 1953-57; FB Coach, 1968-78	Bob Giersburg.....1994 inductee Track, 1966-68
Gene Bradley .....2009 inductee Football, 1976-79	Adrienne Davie.....2017 inductee Women's Basketball, 2004-07	<b>George Glenn.....1984 inductee Baseball, 1963-66</b>
Steve Brooks.....1995 inductee Basketball, 1970-74	Tommy Davis.....2002 inductee Football, 1958-59	Terry Gwin.....1985 inductee Football, 1965-66
Dwane Brown .....2001 inductee Football, 1984-87	<b>John Dickey .....1997 inductee Basketball, Football, Baseball, 1947-48</b>	Julie Hagood .....2010 inductee Women's Basketball, 1997-2000
Ray Brown .....1996 inductee Football, 1983-85	John Dickson .....1984 inductee Basketball, 1963-67	James Hamilton .....1990 inductee Football, 1968-71
Dan Buckley .....1995 inductee Football, 1966-69	Wayne Dorton .....2004 inductee Football, 1968-71	Foy Hammons .....1988 inductee Football, 1913-15; FB Coach, 1919-21
<b>Jess Bucy .....1998 inductee Baseball, 1949-51; Basketball, 1949-51</b>	Bennie Ellender .....1982 inductee Football Coach, 1963-70	Lauren Fair Harmon .....2008 inductee Volleyball, 1993-96
Mike Burk .....1997 inductee Basketball, 1964-68	Carlos Emmons.....2015 inductee Football, 1992-95	Calvin Harrell .....1994 inductee Football, 1968-71
Johnie Burnett .....1985 inductee Four sports, 1927-29	Marina Engelbrecht .....2014 inductee Women's Tennis, 2003-06; Tennis Coach 2012-15	Jeff Hartwig .....2000 inductee Track, 1989-90
<b>Bill Caldwell .....1985 inductee Three sports, 1956-59</b>	Frosty England.....1983 inductee Football Coach, 1946-53	Dan Henderson .....1995 inductee Basketball, 1974-77
<b>Jim Callaway .....1992 inductee Baseball, 1965-68</b>	Frank Farella .....1999 inductee Football, 1954-57	Thomas Hill .....1982 inductee Track, 1968-72

# A-STATE HALL OF HONOR

David Hines ..... 1996 inductee Football, 1972-75	Anthony Myles .....2001 inductee Basketball, 1978-80	Football, Track, 1953-54
Joe Hollimon..... 1993 inductee Football, 1971-74	Marvin Neloms .....2011 inductee Football, 1983-86	Dan Summers..... 1998 inductee Football, 1962-65
<b>Keith Horn.....2010 inductee</b> <b>Baseball, 1993-95</b>	Newton Norris ..... 2001 inductee Basketball, 1934-37	Kellie Suttle .....2016 inductee Track & Field, 1994-96
T.J. Humphreys .....1988 inductee Football, Track, 1973-77	Beth Anderson Nuneviller ..... 2012 inductee Volleyball, 1988-89, & Tennis, 1989-90	Clovis Swinney .....1989 inductee Football, 1967-69
Marvin Jarrett..... 2000 inductee Basketball, 1978-80	<b>Okey Oldham ..... 1990 inductee</b> <b>Football, 1928-29; Baseball, 1928-30</b>	John Tate ..... 1998 inductee Basketball, 1986-89
Sue Jayroe ..... 1997 inductee Basketball, 1975-80	Roy Painter ..... 2002 inductee Football, 1973-76	Sonja Tate .....2004 inductee Basketball, Track, 1990-93
Rickey Jemsion.....2012 inductee Football, 1983-86	Bill Phillips .....1992 inductee Football, 1968-71	Donnie Taylor ..... 2001 inductee Track, 1976-79
Garry Johnson .....2011 inductee Football, 1999-02	Paul Pilla.....2015 inductee Track & Field, 1979-80	Bill Templeton ..... 1987 inductee FB, 1954-56; FB Coach, 1965-79, Asst. AD, 1980-2014
Tyrell Johnson.....2016 inductee Football, 2004-07	<b>Wayne Pitcock..... 1991 inductee</b> <b>Baseball, 1967-69</b>	<b>Harold Thomas .....1996 inductee</b> <b>Baseball, 1953-56</b>
Ken Jones..... 1987 inductee Football, 1972-75	Chris Poole.....2010 inductee Volleyball Coach, 1987-92	Willard Tilley ..... 1982 inductee Football, Basketball, 1939-40
Al Joyner ..... 1993 inductee Track, 1980-83	Ed Preston.....1991 inductee Track, 1975-77	<b>J.A. Tomlinson .....1982 inductee</b> <b>Athletic Dir., Baseball Coach, 1944-76</b>
Gerald Jumper..... 1990 inductee Football, 1964-67	John Rauth .....1983 inductee Basketball Coach, Golf Coach, 1949-79	Jan Troutt .....1996 inductee Track, 1983-85
Tim Keane .....2005 inductee Football, 1965-67; Football Coach, 1972-89	Tom Reese ..... 2007 inductee Football, 1962-65	Shyla Tucker ..... 2003 inductee Basketball, 1991-94
George Kell .....1999 inductee Tennis, 1940	Kyle Richardson .....2015 inductee Football, 1992-95	Joe Turner .....2011 inductee Football, 1960-62
Monica Klebe..... 1998 inductee Track, 1986-89	Don Riggs .....1986 inductee Four sports, 1955-59	Juli Vaccari..... 1990 inductee Volleyball, 1975-78
Guy Kochel .....1984 inductee Track Coach, 1972-89	Kelly Riley..... 2009 inductee Track & Field, 1989-92	Tommy Walker.....2013 inductee Football, 1980-83
<b>John Koldus .....1995 inductee</b> <b>Baseball, 1952-53; Football, 1950-52</b>	David Rodely.....2015 inductee Track & Field, 1988-91	<b>Jim Wagner ..... 1996 inductee</b> <b>Baseball, 1967-70</b>
Larry Laceywell .....1987 inductee FB Coach, Athletic Director, 1979-90	Jerry Rook .....1983 inductee Basketball, 1962-65	Sam Wier .....1988 inductee Football, 1960-62; Football Assistant, 1971-72
Tim Langford .....2008 inductee Football, 1980-83	Scott Roper .....2010 inductee Football, 1986-87	<b>Matt Whiteside..... 2007 inductee</b> <b>Baseball, 1987-90</b>
Harry Larche .....1983 inductee Three sports, 1946-48	John Rose..... 1985 inductee Track, Basketball Coach, 1963-76	Terry Whiting.....2016 inductee Football, 1968-71
Doug Lowery .....2005 inductee Football, 1970-73	<b>Dana Ryan ..... 1989 inductee</b> <b>Baseball, 1965-68</b>	Bob Williams ..... 1987 inductee Track, 1975-79; Coach, 1980-86
Mike Malham, Jr. ....2001 inductee Football, 1972-75	Daniel Ryland .....2014 inductee Track & Field, 1998-2000, 2002	J.H. Williams .....2013 inductee Basketball, 1973-75
Mike Malham, Sr. ....2006 inductee Football Coach, 1971-84	Don Scaife .....1989 inductee Basketball, 1973-75	Marcia Williams..... 1993 inductee Tennis, 1977-80; Coach, 1980-2011
<b>Tim Maloney .....2004 inductee</b> <b>Baseball, 1981-83</b>	<b>Bobby Scott .....1992 inductee</b> <b>Four sports, 1948-51</b>	H.T. Winters..... 1983 inductee Football, Baseball, 1929-32
Micah Marsh..... 2007 inductee Basketball, 1994-98	Elbert Shelley..... 1997 inductee Football, 1983-86	Jerry Ann Winters .....1994 inductee Women's Basketball Coach, 1984-95
Jo Beth Carmack Mathis..... 2000 inductee Volleyball, 1990-92	Fred Shepherd..... 2002 inductee Basketball, 1990-93	Bennie Wilhelm .....1993 inductee Four sports, 1946-49
Margie Kolat McGee ..... 2006 inductee Volleyball, 1991-94	Doug Shouse .....2013 inductee Track & Field, 1982-84	Jim Wiseman..... 2007 inductee Football, 1984-87
Ron Meeks .....2017 inductee Two sports, 1974-76	James E. Simmons ..... 2006 inductee Football, 1970-72	Richie Voit ..... 1989 inductee Football, 1950-53
Kendra Meichsner..... 2005 inductee Tennis, 1995-98	Ron Smith .....2014 inductee Football, 1976-79	Kay Woodiel .....1988 inductee Coach in three women's sports, 1974-84
Dennis Meyer..... 1991 inductee Football, 1968-71	Leslie Speck..... 1984 inductee Three sports, 1931-35; Coach, 1936-38	<b>Josh Yates.....2017 inductee</b> <b>Baseball, 2006-07</b>
<b>Maurice Miller .....1986 inductee</b> <b>Three sports, 1946-50</b>	Robert Speer .....2014 inductee Football, 1973-76	
David Mitchell.....2013 inductee Football, 1970-73	Jerald Spencer .....2006 inductee Track & Field, 1965-67	
<b>Andy Morris .....1990 inductee</b> <b>Baseball, 1958-61; SID, 1969-74; Asst. AD, 1974-77</b>	Tommy Spiers..... 1998 inductee Football, 1954-56	
Jerry Muckensturm .....1992 inductee Football, 1972-75	Paul Stovall..... 2000 inductee	

# FACILITIES

Arkansas State's athletics programs compete in top-of-the-line facilities.

Centennial Bank Stadium, which opened in 1974, has evolved into a beautiful stadium which seats over 30,000 fans. The stadium has undergone a "Centennial Expansion" construction project that covers 40,000 square feet, including the press box and concourse.

The 192,000 square-foot First National Bank Arena is a multi-purpose facility that is home to the A-State basketball, volleyball and indoor track and field teams.

Coaches and student-athletes moved into a new \$2.7 million track and field complex in spring 2004. It contains an eight-lane 400-meter track, installed in 2016, and can be set up for two NCAA venues.

Three local country clubs graciously allow A-State's men's and women's golf programs to utilize their facilities for practice and play.

J.A. "Ike" Tomlinson Stadium-Kell Field serves as home to Red Wolves baseball. Built in 1993, the stadium received complete lighting in 1996, 206 field level seats were added for the 2008 season and a new scoreboard was installed in 2011.

A-State's newest women's program, bowling, competes in the Hijinx Family Entertainment Center in Jonesboro

and completed construction last year to add a players' lounge, locker rooms, pro shop, and offices that the Red Wolves were able to utilize completely this season.

The Red Wolves' soccer and track and field teams utilized the same stadium for the first time in school history during 2014-15, as the soccer field was relocated as part of the track facility.

A-State has also completed a new women's soccer and women's tennis facility, which houses both squads' locker rooms, training room, offices and more. New tennis courts were completed in 2016 as well.

Facilities have received a number of facelifts since Director of Athletics Terry Mohajir's arrival in 2012, making sure that the athletic department's "front door" and other sports areas possess a first-class appearance.

A-State has completed, is in the process of completing and has committed a combined \$60 million in construction and facility renovations since Mohajir's arrival, including stadium lighting and seats at Centennial Bank Stadium. Also included in the upgrades have been renovations and updates inside the A-State Football Facility and weight rooms, locker rooms and training rooms at both Centennial Bank Stadium and First National Bank Arena, where new seating has also been installed.



Tomlinson Stadium/Kell Field



Tomlinson Stadium/Kell Field



Student Activity Center



Weight Room

# FACILITIES



Centennial Bank Stadium



Student Activity Center



Women's Soccer and Women's Tennis Facility



A-State Women's Tennis Courts



Track and Field/Women's Soccer Complex



First National Bank Arena



RidgePointe Country Club



Sage Meadows Country Club




## TRANSFORMATION ● MOMENTUM

- A vibrant on-campus community that will grow by 500 to a capacity of 3,700 with two new residence hall areas in fall 2017
  - All-time record enrollment in the fall of 2016
  - Investments of over \$175 million in new facilities and major upgrades in the past five years
  - One of the nation's top-10 nursing programs according to NurseJournal.org
- Back-to-back No. 10 rankings (2016 and 2017) in U.S. News & World Report's best online MBA programs





- A veteran-friendly campus, recognized repeatedly by Military Times magazine, sponsors one of America’s oldest ROTC units, and home to the Beck PRIDE Center for America’s wounded veterans
  - The first osteopathic medical school in Arkansas with New York Institute of Technology
  - The first American-style residential university campus in Mexico at Campus Queretaro
- The first convention center and hotel with the Red Wolf Convention Center near Centennial Bank Stadium





Jonesboro, home of Arkansas State University, weighs in as the largest city in Northeast Arkansas. As a matter of fact, if you form a triangle by connecting Little Rock, St. Louis and Memphis, Jonesboro stands out as the largest metropolitan city in what amounts to a 17,000 square mile triangular area.

Jonesboro is a great city of over 70,000, and is always ready to welcome incoming A-State students from the moment they arrive in town. The booming community has matured over the past half century into a regional center for cultural, educational, industrial, commercial, agricultural, communication, transportation, recreational and medical interests. It contains almost every convenience of a big city and every comfort of a small town.

The community is alive with cultural events such as the art exhibitions, theatrical and musical productions, not only on campus but in the city itself through the Jonesboro Fine Arts Council, NEA Foundation of Arts, the Forum and the Northeast Arkansas Symphony.

Jonesboro is also the medical hub of northeast Arkansas and southeast Missouri, with two major hospitals and countless medical professionals. The city is also a shopping mecca, offering a modern business district as well as quaint downtown antique shops and restaurants. The \$100 million Mall at Turtle Creek recently opened with more than 100 stores.


One of the five largest cities in Arkansas, Jonesboro is located between the vast and fertile Mississippi River and the cultural and scenic richness of the Ozark Mountains. It is nestled about 70 miles west of Memphis, Tennessee, on the gentle slopes of Crowley's Ridge.

Jonesboro is a comfortable one hour drive from Memphis, two hours from Little Rock and four hours from St. Louis. The city and University have meshed resources in recent years and have truly become the "capital" of the northeast quadrant of the state.

Northeast Arkansas is a recreation haven for the person who enjoys water sports, fishing, hunting, and boating as well as the joys of unspoiled nature. Jonesboro and the surrounding area have an abundance of lakes, rivers, ponds, streams and forests to serve as nature's playgrounds for the avid outdoors person.



**BOARD OF TRUSTEES**



**Ron Rhodes (Chair)**  
Cherokee Village, Ark.



**Dr. Tim Langford (Vice Chair)**  
Little Rock, Ark.



**Niel Crowson (Secretary)**  
Jonesboro, Ark.



**Stacy Crawford**  
Jonesboro, Ark.



**Price Gardner**  
Little Rock, Ark.

**University Vice Chancellors**



**Dr. Lynita Cooksey**  
Vice Chancellor  
Academic Affairs and Provost



**Dr. Len Frey**  
Vice Chancellor  
Finance and Administration



**Dr. Jason Penry**  
Vice Chancellor  
University Advancement



**Dr. Rick Stripling**  
Vice Chancellor  
Student Affairs



**Dr. Karen McDaniel**  
IAC Chair  
Faculty Athletics Representative

**INTERCOLLEGIATE ATHLETICS COMMITTEE**

The Intercollegiate Athletics Committee (IAC) was formed in the spring of 1997.

The IAC reviews and makes recommendations on issues involving the welfare of student-athletes, the role of athletics in campus life, and the athletics program's compliance with the university, conference, and NCAA regulations; serves as a search advisory committee for key athletics program personnel; reviews the role of existing and potential sports programs; and reviews the athletics budget. The committee reports to the Chancellor.

Membership consists of four students appointed annually by the Student Government Association (one should be a student-athlete); four faculty appointed by the Faculty Senate (staggered two-year terms); one Faculty Athletic Representative appointed by the Chancellor (two-year term); one executive staff member appointed by the Chancellor (two-year term); the Dean of University College; two staff members appointed by the Staff Senate (staggered two-year terms); Student Government Association and Student Activities Board presidents; and representatives from the following external organizations: Alumni Association, Red Wolves Foundation, Lettermen's Club, and the Jonesboro Regional Chamber of Commerce ASU Committee. The Director of Intercollegiate Athletics and the Senior Woman Athletic Administrator serve as ex-officio, nonvoting members. The chancellor appoints a chair at the beginning of each academic year.

## ASU SYSTEM PRESIDENT DR. CHARLES L. WELCH



Dr. Charles Welch serves as president of the Arkansas State University System and has emerged as one of the state's leading advocates for higher education.

Dr. Welch was named the second president of the ASU System in November 2010 and officially began his new position in April 2011. He is the youngest person to ever serve as president or chancellor of an Arkansas community college, and is the youngest university president in Arkansas.

During his tenure, Dr. Welch has hired new chancellors for all five of the system's main campuses. Among the system's major expansion initiatives under his leadership are the merger of Mid-South Community College in West Memphis; the August 2016 opening of NYIT College of Osteopathic Medicine at Arkansas State, which will be the state's second medical school; and development of the first U.S.-style university campus in Mexico, which will open this fall. Additionally, the ASU System office was relocated to Little Rock and expanded to enhance its statewide exposure and position in higher education leadership at the State Capitol.

Dr. Welch is chairman of the board of the Arkansas Association of Public Universities, as well as co-chair of the executive council of the Arkansas Department of Higher Education. He previously served as president of Henderson State University, chancellor of the University of Arkansas Community College at Hope; vice chancellor for academic affairs at ASU-Beebe; and dean of university studies at Pulaski Technical College. Welch also worked at the University of Arkansas at Little Rock and has served as an instructor of education and political science at three different colleges in Arkansas.

A native of Jonesboro, Dr. Welch was a first-generation college student and the first member of either side of his extended family to receive a graduate degree. He received a Bachelor of Arts degree in political science from the University of Arkansas, where he served as president of the student body. He received a Master of Arts degree in political management from George Washington University and a Doctor of Education degree in higher education administration from UALR.

His experience in the governmental affairs arena includes serving as a White House intern and on the staffs of U.S. Sen. David Pryor and then-U.S. Rep. Blanche Lincoln.

He is a past president of the Arkansas Association of Two-Year Colleges, is a former board member for the Arkansas Sheriffs' Youth Ranches, and was inducted into the Arkansas Boys State Hall of Fame. *AY Magazine* named Welch as one of the "Powerful Men of 2013", and in 2005, *Arkansas Business* selected Welch to "40 Under 40," which profiled 40 "intriguing business and political leaders under age 40." He also has been active in the communities where he has worked, serving on a variety of local and regional boards and committees.

Dr. Welch and his wife, Mandy, are the parents of three daughters: Wheatley Grace, Emma Caroline, and Ava Claire.



Kelly Damphousse became Chancellor of Arkansas State University on July 1, 2017, thanks to a personal email. An academic administrator at the University of Oklahoma since 2004, Damphousse (DAM-fiss) was serving as the Dean of the College of Arts and Sciences. He and his wife Beth were the family in residence at OU's freshman Headington Hall. In addition to enjoying teaching "Introduction to Sociology" to 700 first-year students each year, he was the Sooners' Big 12/NCAA Faculty Athletic Representative.

Then, he got that email.

The last person to say so, Damphousse over the years had become a highly sought-after, but "thanks, not interested," recruit of numerous president or chancellor searches. He'd seen his share of head-hunter pitches. But on that day, there was a personal message from the President of the Arkansas State University System. Chuck Welch explained how he was convinced Kelly Damphousse was the man for the job at A-State.

A personal touch with students, faculty, staff, alumni, and members of the Norman community was Damphousse's hallmark. His emphasis on placing students first became apparent during his campus visit to A-State in May 2017. The A-State Staff Senate heard the message and made "Every Red Wolf Counts" t-shirts that welcomed him and Beth when they were introduced later that month.

His self-effacing humor and a lifetime spent relating to individuals regardless of the job led him to Jonesboro to become the third permanently appointed Chancellor of Arkansas State, the sixth to hold the title since it was instituted in 2006. Damphousse joins the line of successors to the university's founding leader, V. C. Kays, from 1909 as the 13th chief executive of the institution.

Raised in a small fishing village in northern Canada, Damphousse attended Lethbridge Community College where he earned an associate's degree in law enforcement in 1982. A failed professional hockey tryout foiled one of his two early life ambitions, a career as a goalie in the NHL. His degree

was the starting point for his other goal: becoming a Royal Canadian Mounted Police officer. As he likes to say, three years in prison at the Alberta Correctional Service where he served as a correctional officer refocused his dream of becoming a Mountie.

Heading south, Damphousse enrolled at Sam Houston State University in Huntsville, Texas, where his life was changed forever. Along with completing his bachelor's in criminal justice, specializing in law enforcement and police science in 1987, he met Beth Smith, a College Station native who, in Kelly's words, "neither wanted to marry a cop or a Canadian." After a brief stint as a security manager for Macy's in Atlanta and New Orleans, he returned to graduate school at Texas A&M University where he discovered Satanism.

Actually, it was his thesis on the etiology of youthful Satanism that earned him his master's in sociology in 1991. After completing his master's degree, he progressed into the study of drug use at A&M, completing his doctorate under Howard Kaplan, the director of the laboratory for the Studies of Social Deviance, and examined in his dissertation the long-term consequences of using drugs.

He began his university career as an assistant professor in the Department of Justice Sciences at the University of Alabama at Birmingham in 1994, and then returned to his alma mater of Sam Houston State one year later as an assistant professor in the College of Criminal Justice.

Damphousse moved to OU in 1997 as member of the Department of Sociology, where he directed several research projects, most notably the "American Terrorism Study" with Brent Smith of the University of Arkansas. He also worked on the Arrestee Drug Abuse Monitoring project in Oklahoma City and Tulsa, and the first-ever field test of voice-stress analysis deception detection software. Damphousse was the principal investigator or co-principal investigator on 42 projects at Oklahoma and Sam Houston State.

The co-author with Smith and Jeffrey Gruenewald of the forthcoming 2018 book, *Patterns of American Terrorism*, Damphousse also served as the co-editor of *Social Science Quarterly*, volumes 92 through 97. He has authored or co-authored 26 peer-reviewed articles in scholarly publications, 31 book chapters and 20 peer-reviewed technical reports.

Becoming associate dean in 2004, he was appointed the interim dean of CAS at Oklahoma in 2013. Damphousse was made the permanent dean in 2014. As the leader of OU's largest and oldest college, Damphousse led the first college-wide strategic planning exercise as well as assisting faculty and staff in the raising of more than \$30 million in private giving.

He and Beth have two daughters who are both graduates of Oklahoma. Kayleigh, a 2014 sociology graduate, earned a master's degree at Kansas, and is now the assistant director for retention and persistence at the University of Florida. Kristen, a 2016 biology graduate, is at Emory University working on her master's degree in public health. The Damphousses are also the proud parents of Maple Leif, a standard poodle and lab mix, who serves as the First Dog of A-State and tweets at @MapleLeifDamp.

# DIRECTOR OF ATHLETICS TERRY MOHAJIR



Terry Mohajir became the 11th Director of Athletics in A-State history on September 19, 2012, and since that time the Red Wolves have enjoyed unprecedented overall success academically, competitively and financially.

Since being named director of athletics, Mohajir (pronounced MO-HODGEEER) has adopted an “ALWAYS RISING” slogan as an expansion on the popular “RED WOLVES RISING” campaign. With that theme in mind, the Arkansas State alumnus has instituted

sweeping changes, created new policies, produced record-breaking fundraising totals, overseen significant facility upgrades, almost tripled the athletics department budget and implemented creative philosophies that have put the Red Wolves on course to strengthen their national brand. During his watch, the Red Wolves have accomplished numerous firsts in both academics and athletics accomplishments, but the Red Wolves’ passionate and energetic leader continues to reinforce his belief that “our accomplishments of today become our expectations of tomorrow.”

A-State has claimed 13 conference championships under Mohajir, including four Sun Belt football titles (2012, 2013, 2015 and 2016) and league crowns in volleyball (2015), men’s indoor (2015) and outdoor (2016) track and field, women’s bowling (2016), women’s basketball (2014 and 2016), women’s indoor (2013) and outdoor (2015) track and field and women’s cross country (2014).

Arkansas State had its first female student-athlete ever win an individual national championship and its women’s athletics program claimed its highest finish all-time in the Capital One Cup standings, earning two prestigious “Top-50” awards for ranking No. 44 among all NCAA Division I programs during 2013-14 and No. 45 in 2015-16. The No. 44 ranking remains the highest ever by a Sun Belt Conference women’s program.

The 2013-14 athletics year also saw A-State enjoy its highest ever finish in the Learfield Sports Director’s Cup standings, ranking No. 1 in the Sun Belt Conference and No. 83 in the nation among 297 schools. The Red Wolves’ finish not only set a school record, it topped the program’s previous high of No. 134 set in 1999-2000 by 51 places. A-State posted its second highest finish ever in the standings in 2015-16, and, most recently, again led the Sun Belt Conference in 2016-17.

During Mohajir’s tenure, A-State has won four football conference championships with three different head coaches, including Gus Malzahn, Bryan Harsin and Blake Anderson. His hires have been heralded by the national media as some of the best in the country.

Mohajir has responded well with coaching transitions. Carrying out one of his first major acts as athletics director, he appointed an interim head football coach and kept the entire assistant coaching staff in place for the 2013 GoDaddy.com Bowl. The Red Wolves went on to claim their first bowl victory since 1970 and their first win over a top-25 ranked opponent since joining the FBS in 1992. Faced with a head football coaching change following the next season as well, Mohajir guided A-State through the process again by keeping the assistant coaching staff in place and giving the Red Wolves everything needed in order to pick up a second consecutive GoDaddy Bowl win.

Mohajir has successfully guided A-State through coaching changes in other sports as well. He appointed Mike Hagen head men’s golf coach

prior to the 2015-16 season, and he was promptly named the Sun Belt Conference Coach of the Year. Mohajir’s most recent hire, Mike Balado, was previously the lead assistant at one of the elite men’s basketball programs in the nation in Louisville and is considered one of the top up-and-coming head coaches in the nation. He replaced Mohajir’s previous hire, Grant McCasland, who led the Red Wolves to 20 regular-season victories to tie the school record in his lone year with the program.

Six different coaches at A-State since Mohajir’s arrival have been named either a Sun Belt Conference Coach of the Year or national Coach of the Year a combined 12 times.

The value he places on the student-athlete has been evident, creating the inaugural A-State Awards held at the end of each year to celebrate both their academic and athletic accomplishments. He was behind the development of a student-advisory group that encompasses everything from a student-athlete mentorship program to fostering leadership in the community. The Red Wolves Leadership Academy program (RWLA) was designed with the sole purpose to obtain 100 percent job placement for all the athletics department’s student-athletes upon graduation, and that key initiative has been achieved the last three years in a row.

The RWLA continues to strengthen with a new study abroad component added to foster global awareness, which is often cited by employers as a positive attribute they seek. The study abroad program was designed to allow students the ability to make themselves more marketable in the workforce. The summer of 2015 saw Arkansas State student-athletes take part in the first study abroad program offered by any university and their athletics department in the nation. The program goes hand-in-hand with the RWLA’s primary purpose to obtain 100 percent job placement for all its graduating student-athletes.

The Red Wolves also saw their academic performance reach an all-time high during record-setting 2013, 2014, 2015 and 2016 fall semesters, which saw student-athletes achieve the best four ever all-department GPA’s in consecutive years. A-State achieved a 3.083 all-department GPA in the fall of 2016. The 2016 fall semester featured a school-record 216 student-athletes named to the Athletics Director’s Honor Roll, and the Red Wolves’ all-department 3.070 GPA for the entire 2016-17 academic year was their highest ever. The athletics department also posted its best ever department-wide APR score each of the last two years, according to the latest data (2015-16 and 2014-15).

Additionally, the Red Wolves’ have made a strong commitment to cost of attendance, appropriating funds for all student-athletes that is in the top 15 percent of all FBS schools.

Mohajir’s candid media interviews and engaging public speaking appearances have captivated the Red Wolves fan base, but his actions in a short amount of time have also reflected his vision to take A-State Athletics to new heights.

The primary development arm of A-State Athletics, formerly known as the Red Wolf Club, has been renamed the Red Wolves Foundation and a new logo has been introduced as part of a rebranding effort. The changes have been in conjunction with new and exciting initiatives that have been put in place, designed to make a significant impact on donor relations and fundraising opportunities. The positive results are evident with a 300 percent increase in the foundation’s annual fund revenue, while capital facilities fundraising is at an all-time high as well. A-State has also achieved its highest spot ever in the Collegiate Licensing Company’s (CLC) rankings and set school records for both football total season ticket sales and season ticket revenue. Not only that, A-State is ranked 21st among the schools in the Group of 5 conferences in self-generated revenue.

The athletics department’s budget has increased from \$15.9 million in Mohajir’s first year to \$43.1 million (FY 2016), representing an increase of 171 percent. A-State Athletics placed among the top 10 programs in the nation in each of the four most recent Excellence in Management Cup standings, which annually reviews the nation’s athlet-

ics departments in regards to maximizing fiscal resources while providing results in the form of championship victories.

The growth of A-State's brand under Mohajir led to signing a new 10-year agreement in 2016 with Learfield Sports, one of the multimedia industry leaders, which will generate unprecedented revenue in the athletics department's history. Arkansas State, in the fall of 2016, also entered a new seven-year partnership with adidas that is the most lucrative apparel-based contract in school history and makes it an elite adidas program.

Mohajir has made it a point to engage the fan base, stressing the importance of fan experience through avenues such as courtside seating at basketball games, enhancing game-day atmosphere and ensuring that staff go out of their way to extend every fan their assistance. Also among the changes in this area was the installation of a new approximately 1,600 square foot LED Daktronics scoreboard at Centennial Bank Stadium.

Facilities have received a number of facelifts since Mohajir's arrival as well, making sure that the athletic department's "front door" and other sports areas possess a first-class appearance. A-State has completed, is in the process of completing and has committed a combined \$60 million in construction and facility renovations since Mohajir's arrival, including stadium lighting and seats at Centennial Bank Stadium, new tennis courts and a new outdoor track. Also included in the upgrades have been renovations and updates inside the A-State Football Facility and with weight rooms, locker rooms and training rooms at both Centennial Bank Stadium and the Convocation Center, where new seating has been installed.

The Red Wolves Foundation received a \$5 million gift commitment from alumnus Johnny Allison for a renovation to its "Centennial Expansion," and it is the largest individual donation in A-State Athletics history. The construction and renovation project to the stadium's press box and west-side concourse covered 40,000 square feet and cost \$26 million.

Additionally, a 78,000-square foot Student Activity Center (SAC), which also serves as an indoor practice facility for A-State sports, has been constructed on the north side of Centennial Bank Stadium. The approximate cost was \$11 million for construction of the center and the relocation of the soccer complex.

He is currently overseeing the fundraising efforts for an approximately \$26-million football facility project in Centennial Bank Stadium's north end zone as well.

Committed to Title IX and gender-equity initiatives, A-State has worked to improve coaching staff sizes and salaries, operation funding and facilities under Mohajir. Among the upgrades, A-State has completed a new women's soccer and women's tennis facility, which houses both squads' locker rooms, training room and more. A new women's bowling locker room, lounge and pro shop have also been constructed.

His philosophies on scheduling have been well documented, and they have resulted in home-and-home games with nationally-prominent programs such as Missouri and Miami for the first time in A-State history. He has capitalized on the Red Wolves recent success by gaining additional games against teams such as Southern Cal, making A-State the first Sun Belt program to schedule a football contest against the Trojans.

Mohajir was appointed as the Sun Belt Conference's representative on the inaugural College Football Playoff Athletic Director's Advisory Board, acting as one of 10 athletics directors from FBS conferences on the board. He was also asked to serve on the NCAA Division I Championships Cabinet and the NCAA Division I Football Issues Committee. Mohajir was one of six athletics directors appointed to the NCAA Division I Football Ad Hoc Recruiting Working Group, which was formed to conduct a comprehensive review of Division I football recruiting legislation. Additionally, he was invited to be a guest panelist at Knight Commission public meeting in May 2017 at the National Press Club.

Mohajir continues to evaluate and process information to complete a national-branding campaign, but has already started building a strong foundation for the future of A-State Athletics.

Mohajir's career path went through three other NCAA Division I institutions, including the University of Missouri-Kansas City, Florida Atlantic and Kansas, before leading him back to his alma mater.

Mohajir's wealth of experience, history of success working with a university in A-State's current conference and his noted accomplishments at a BCS automatic qualifying school made him a clear choice to take over the reins at Arkansas State. Mohajir has gained national respect in collegiate athletics while working with some of the finest administrators and coaches in the country, such as former FAU, Louisville, Miami and Oklahoma head football coach Howard Schnellenberger.

The Overland Park, Kansas native has been involved with major fundraising campaigns at multiple universities, while also overseeing corporate sales, marketing promotions and ticket sales. Prior to A-State, he most recently served 16 months as Kansas' Senior Associate Director of Athletics and Chief Marketing Officer. Prior to his time with the Jayhawks, he spent a seven-year stint as Florida Atlantic's Senior Associate Director of Athletics for External Relations from 2004-11 after working at UMKC from 1997-2004 as its Assistant Director of Athletics for External Relations.

Mohajir worked at Kansas in a variety of capacities during two different stints, but his latest stop in Lawrence saw him assume responsibility for the Williams Education Fund that totaled over \$22 million in revenue for the fiscal year 2012. He supervised the athletics department's areas that generated over \$40 million in revenue. In addition, Mohajir oversaw Kansas' multimedia rights partnership for IMG. His most recent role as Chief Marketing Officer was heavily focused on the market strategies for the proposed football stadium renovations.

Mohajir went to Kansas from his position at Florida Atlantic, where he oversaw development, marketing, ticket sales, corporate sales and the media relations department. Foremost among his responsibilities was a fundraising campaign for a \$70 million on-campus football stadium. His astute project management helped the Owls' football program reach the 2007 New Orleans Bowl in just its fourth year as an FBS program, an NCAA record for the fastest start-up program to go to a bowl game. During his tenure, FAU's athletics department enhanced its major gift program 800 percent, Owl Club giving increased 400 percent and special-events revenue increased 150 percent.

Mohajir's original connection to KU dated back to the early 1990's, when he was a graduate assistant, an assistant offensive line coach and game-day special team's football coach for the Jayhawks (1993-96). He left Kansas in 1997 but didn't go far, staying in the Kansas City area to take over his administrative position with the newly-created Division I UMKC Athletics program. There he supervised marketing and promotions, sports information, fundraising, radio and TV contracts, corporate sales, tickets, event operations, sports medicine, strength and conditioning and men's soccer.

Under his leadership, the Kangaroos saw dramatic increases in endowment, sponsorships, ticket revenue and its donor base. One of his more visible accomplishments at UMKC was the fundraising and construction efforts for a new training room and strength and conditioning center.

During his time as an assistant coach at Kansas, Mohajir was on the staff that beat UCLA in the 1995 Aloha Bowl and had a final ranking of No. 9 in the AP poll. He was also a football ticket sales and promotions account executive for Kansas Athletics and earned a master's degree in sports management at KU in 1997.

Mohajir graduated from Arkansas State University with a major in sports management and a minor in business marketing in 1993. He was a starting safety on A-State's football team.

Mohajir is married to the former Julie Hammond and they have two daughters, Maria (16) and Molly (14), and son, Marco (9).

# STAFF DIRECTORY

## AREA CODE 870

ATHLETICS .....	972-3880
ATHLETIC TRAINING .....	972-3342
COMPLIANCE .....	972-2813
DEVELOPMENT AND RED WOLVES FOUNDATION .....	972-2401
MARKETING AND PROMOTIONS .....	972-3930
MEDIA RELATIONS .....	972-2541
STRENGTH AND CONDITIONING .....	972-2082
STUDENT SERVICES AND ACADEMIC SUPPORT .....	972-2813
TICKET OFFICE .....	972-2781
BASEBALL .....	972-2700
MEN'S BASKETBALL .....	972-2077
WOMEN'S BASKETBALL .....	972-2303
WOMEN'S BOWLING .....	680-8552
FOOTBALL .....	972-2082
MEN'S GOLF .....	972-3411
WOMEN'S GOLF .....	972-2777
TRACK AND FIELD, CROSS COUNTRY .....	972-3350
WOMEN'S SOCCER .....	972-2340
WOMEN'S TENNIS .....	972-2795
VOLLEYBALL .....	972-3876

### ADMINISTRATION

Terry Mohajir	Director of Athletics	972-3882
Rich Zvosec	Senior Associate AD for Administration	972-3005
Amy Holt	Associate AD & Senior Woman Administrator	972-4163
Jason Martin	Associate AD for External Relations	972-2950
Claire Drerup	Assistant AD for Administration	972-3126
Karen Carter	Business Manager	972-3115
Mallory Perry	Assistant to the Director of Athletics	972-2991
Tabitha Huskey	Administrative Assistant	972-3876
Dr. Karen McDaniel	Faculty Athletics Representative	972-3430

### ACADEMIC AND STUDENT SERVICES

Dr. Abby Wilson	Senior Associate AD for Student Services	972-3356
Shaquita Lee-Renelique	Assistant Director of Student Services	972-2302
Katharine Whitaker	Academic Coordinator	972-2721
Nate Carr	Academic Coordinator	972-4791
Brodrick Johnson	Academic Coordinator	972-3702
Crimsynn Dover	Eligibility Certification Officer	972-3831
Linda Wilson	Administrative Assistant for Student Services	972-2813

### ATHLETICS OPERATIONS AND FACILITIES

Randy Knowles	Associate AD for Facilities & Event Management	972-2578
David Swift	Assistant, Facilities & Event Management	972-2578
Jason Jones	Equipment Manager	680-8093
Robert Marchand	Assistant Equipment Manager	680-8093
Aubrey Champion	Equipment GA	680-8093
Bobby Burton	Athletics Facilities Supervisor/Grounds and Landscape	972-2066

### COMPLIANCE

Joel Weems	Senior Associate AD for Compliance	972-3098
TBA	Assistant Director of Compliance	972-3162
Oswin Schlenkrich	Compliance GA	972-2304
Linda Wilson	Administrative Assistant	972-2813

### DEVELOPMENT (RED WOLVES FOUNDATION)

Adam Haukap	Senior Associate AD/Executive Director of the RWF	972-2401
TBA	Dir. of Annual Fund & Premium Seating	972-3895
TBA	Development Coordinator	680-4353
Carlos McCants	Development Coordinator for Lettermen Relations	972-3004
Gina Winchester	Administrative Assistant, Red Wolves Foundation	972-2401

### MARKETING AND FAN ENGAGEMENT

TBA	Assistant AD for Marketing & Fan Engagement	972-2943
TBA	Director of Marketing, Community Outreach	972-2558
Erin Nunan	Marketing and Fan Engagement GA	972-2558
Jake Pendergast	Director of Video Content and Operations	972-9996

### MEDIA RELATIONS

Jerry Scott	Associate Athletics Director for Media Relations	972-3405
Chris Graddy	Assistant Director of Media Relations	972-2707
Mark Taylor	Assistant Director of Media Relations	972-3547
Dennen Cuthbertson	Assistant Director of Media Relations	972-3383
Dustin Sullivan	Director of Digital Media	972-2682

### RED WOLVES SPORTS PROPERTIES

Erik Book	General Manager	972-2944
Nathan Garcia	Manager, Business Development	972-2944
Shayne Odum	Coordinator of Partnership Services	972-2464

### SPIRIT SQUADS

Paige Pauley	Coordinator/Head Coach	972-4077
--------------	------------------------	----------

### SPORTS MEDICINE

Ron Carroll	Head Certified Athletic Trainer	972-3923
Matthew Kabay	Assistant Athletic Trainer	972-2419
Simone Rush	Assistant Athletic Trainer	680-4009
Eric Ennis	Assistant Athletic Trainer	680-4008
Adam Norman	Assistant Athletic Trainer	680-8312
Phil Duplessy	Athletic Training GA	680-8310
Rachel Lamb	Athletic Training GA	972-3682
Nikki Frushour	Athletic Training GA	680-8309
Kortney Delafosse	Athletic Training GA	680-8308

Konstandena Brown	Athletic Training GA	680-8311
-------------------	----------------------	----------

### ATHLETICS PERFORMANCE

TBA	Assistant AD for Athletics Performance	680-8253
Pay Ivey	Associate Director of Athletics Performance	972-3897
Brighton Hill	Assistant Director of Athletics Performance	972-3897
Ethan Gold	Assistant Director of Athletics Performance	972-2082
Reggie Harris	Assistant Director of Athletics Performance	972-2082
Matt Murphy	Assistant Athletics Performance Coach	972-2082
Jen Taft	Assistant Athletics Performance Coach	972-2082
Max Tilden	Athletics Performance GA Coach	972-2082

### TICKET OFFICE

Haley Stout	Box Office Manager	972-2781
Teresa Ryan	Assistant Box Office Manager	972-2781
Tyler Weedon	Ticket Sales & Fan Development Executive	680-8325

### BASEBALL

Tommy Raffo	Head Coach	972-2700
Rowdy Hardy	Assistant Coach	680-4339
Rick Guarno	Assistant Coach	680-4338
Craig Massoni	Volunteer Coach	680-4336

### MEN'S BASKETBALL

Mike Balado	Head Coach	972-2077
Vince Walden	Assistant Coach	972-3512
Casey Stanley	Assistant Coach	972-2491
Mike Scutero	Assistant Coach	972-2390
Hayden McCain	Director of Basketball Operations	972-2627

### WOMEN'S BASKETBALL

Brian Boyer	Head Coach	972-2303
Deidra Johnson	Assistant Coach	972-3637
Autumn Rademacher	Assistant Coach	972-2473
Lauren Bradshaw	Director of Basketball Operations	972-3537

### WOMEN'S BOWLING

Justin Kostick	Head Coach	680-8552
Tanner Seal	Assistant Coach	972-3876

### FOOTBALL

Blake Anderson	Head Coach	972-2092
Trooper Taylor	Assistant Head Coach	972-3873
Joe Cauthen	Defensive Coordinator	972-3294
Buster Faulkner	Offensive Coordinator	680-8438
Kyle Cefalo	Assistant Coach	680-8003
Brian Early	Assistant Coach	972-3872
Allen Johnson	Assistant Coach	680-8055
Norval McKenzie	Assistant Coach	680-8002
Luke Paschall	Assistant Coach	972-3716
Allen Rudolph	Assistant Coach	972-3871
Matt Ellerbrock	Graduate Assistant Coach	972-2082
Parks Frazier	Graduate Assistant Coach	972-2082
Michael Gibbs	Graduate Assistant Coach	972-2082
Cedric Douglas	Graduate Assistant Coach	972-2082
Andrew Norman	Quality Control for Special Teams	972-2082
Derrick Haney	Defensive Quality Control	972-2082
TBA	Assistant AD, Director of Football Operations	972-3874
Dave Roberson	Director of Player Personnel	680-8005
Yvonne Foster	Administrative Assistant	972-2082
Karen Rinehart	Administrative Assistant	972-2092
TBA	Video Coordinator	680-8004

### MEN'S GOLF

Mike Hagen	Head Coach	972-3411
Max McGrail	Graduate Assistant Coach	972-3411

### WOMEN'S GOLF

MJ Desbiens Shaw	Head Coach	972-2708
Rachel Pollock	Graduate Assistant Coach	972-2708

### TRACK AND FIELD AND CROSS COUNTRY

Jim Patchell	Head Coach	680-4001
Kyle Chandler	Head Cross Country Coach/Assistant T&F	680-3793
Jarius Cooper	Assistant Coach	680-4005
Matt Kraft	Assistant Coach	680-4003
Matt Vining	Assistant Coach	972-4002

### WOMEN'S SOCCER

Brian Dooley	Head Coach	972-3195
Shannon Washington	Assistant Coach	972-8193
Jacob Schoch	Graduate Assistant Coach	972-3876
Daniel O'Hare	Volunteer Assistant Coach	972-3876

### WOMEN'S TENNIS

Kel Lange	Head Coach	972-2795
Julie Gauquery	Graduate Assistant Coach	972-2795

### VOLLEYBALL

David Rehr	Head Coach	972-2725
Brian Gerwig	Assistant Coach/Recruiting Coordinator	972-3524
Ross Kessler	Assistant Coach	972-3524